Armoires industrielles

Screwdriving technology

Workspace Organisation

Safety & Ergonomics

AWP

Your Assembly Workspace Partner

Contents

Drawer cabinets Page 62

MRS®  Page 138

CNC storage and transport systems  Page 168

Workbenches Page 194

workraster - the structured one Page 314

workergo - the versatile one Page 332

workline - the highest one Page 358

Heavy load tables - the strongest ones Page 378

Drawer cabinets

New variants

T500 series | Drawer cabinets and divider materials Page 66

T500 series | Individual equipment Page 86

New variants

T736 series | Drawer cabinets and divider materials Page 90

T736 series | Individual equipment Page 120

Locking systems Page 128



Accessories and spare parts for all series Page 132

All series offer:

- Secure central locking with "B+H locking system", theft-proof, combination locking systems possible
- Pull-out 100 % with various drawer load capacities of 50 - 300 kg
- Increased security against tipping over through single drawer pull-out, only one drawer can be opened at a time
- Very stable housing with reinforced frame
- Powder coating in 15 standard colours in eco-friendly painting procedure, two-colour paint of standard colours without surcharge
- Production exclusively in Germany

Grid subdivision

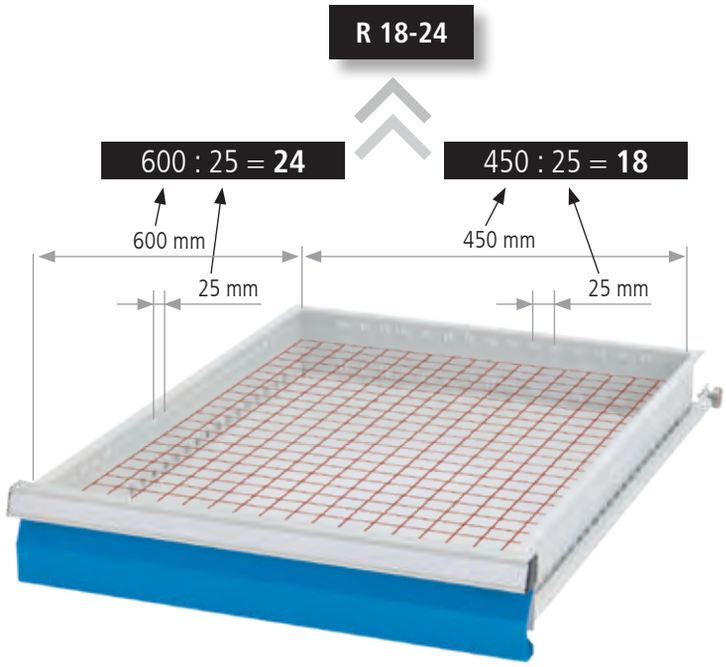

Usable drawer dimension

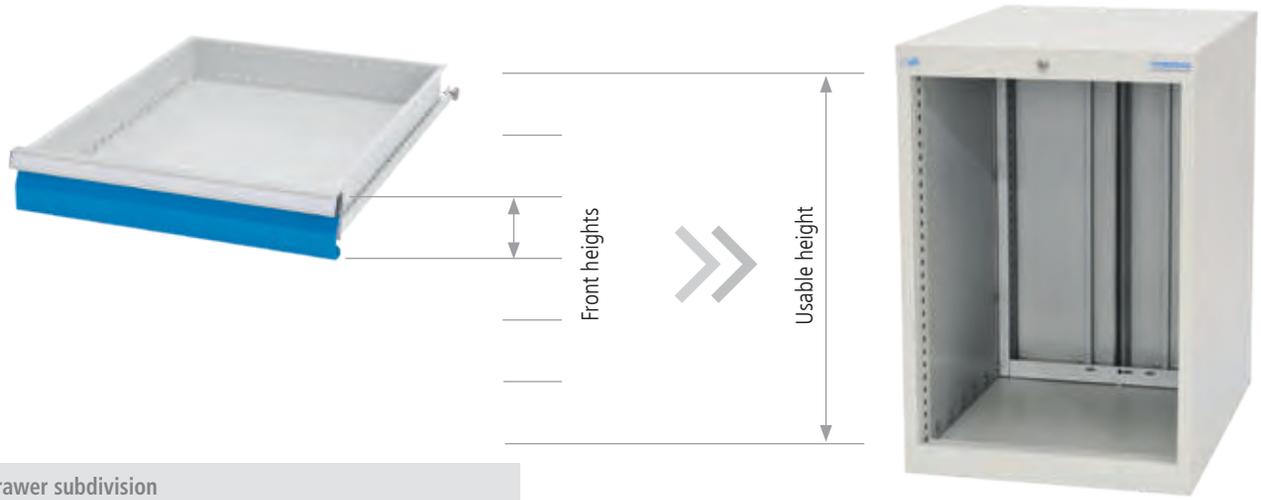

Drawer subdivision



Subdivision & accessories

Space-saving - safe - variable

T500

Features

3 widths:
- **R 18-16:** width 530 mm
- **R 24-16:** width 680 mm
- **R 36-16:** width 980 mm

- **Housing depth 500 mm**
- Internal drawer depth generally 400 mm

Different heights:
- **R 18-16:** height 469, 519, 619, 719, 819, 919 and 1019 mm
- **R 24-16:** height 519, 619, 719, 819, 919, 1019 and 1319 mm
- **R 36-16:** height 619, 719, 819, 919, 1019 and 1319 mm

- Integrated aluminium handle bars flush with housing

- Galvanised drawers **with slotted side walls on a 50 mm grid** for dividers – fast, comprehensive, rational subdivision is guaranteed

- Drawers with front heights: 75, 100, 150, 200, 250 and 300 mm

- Cabinet housing, maximum load of up to 1.2 t

- Ball bearing guides
- Full pull-out (FP) 100 %
- Load capacity either 50 kg or 75 kg
- **Only a load capacity of 50 kg is possible for drawers with a front height of 75 mm**

		Series	Series	Series	Series
		T500	T500	T500	T500
		Housing W x D	Housing W x D	Housing W x D	Housing W x D
		380 x 500	530 x 500	680 x 500	980 x 500
Housing height		Usable heights	Usable heights	Usable heights	Usable heights
208		–	–	–	–
215		150	–	–	–
358		–	–	–	–
365		300	–	–	–
465		400	–	–	–
469		–	350	–	–
500		–	–	–	–
519		–	400	400	–
619		–	500	500	500
719		–	600	600	600
819		–	700	700	700
919		–	800	800	800
1019		–	900	900	900
1219		–	–	–	–
1319		–	–	1200	1200
1519		–	–	–	–
		Drawer W x D	Drawer W x D	Drawer W x D	Drawer W x D
		300 x 400	450 x 400	600 x 400	900 x 400
Front height	Shell height	Load capacity	Load capacity	Load capacity	Load capacity
50	–	–	–	–	–
75	59	50 / 75 kg	50 / 75 kg	50 / 75 kg	50 / 75 kg
100	85	50 / 75 kg	50 / 75 kg	50 / 75 kg	50 / 75 kg
125	–	–	–	–	–
150	135	50 / 75 kg	50 / 75 kg	50 / 75 kg	50 / 75 kg
175	–	–	–	–	–
200	185	50 / 75 kg	50 / 75 kg	50 / 75 kg	50 / 75 kg
250	185	–	50 / 75 kg	50 / 75 kg	50 / 75 kg
300	185	50 / 75 kg	50 / 75 kg	50 / 75 kg	50 / 75 kg
400	–	–	–	–	–
		Series	Series	Series	Series
		T500	T500	T500	T500
		T500 12-16	T500 18-16	T500 24-16	T500 36-16
Grid:		**R 12-16**	**R 18-16**	**R 24-16**	**R 36-16**

All dimensions in mm

Usable height 350 to 900 mm
Example:
Usable height 500 mm
Item no.
01.046

Number of drawers (front height) Example:
4 drawers
Usable height 500 mm

Complete order example:
Item no.
01.046 +
3x 60.046.100VA
1x 60.046.200VA

Housing including locking system, cylinder lock and two keys

01.045 01.046 01.047 01.049 01.040

Total height = usable height + 119 mm

Item no.	Dimensions in mm (WxDxH)	Usable height in mm
01.044	530 x 500 x 469	350
01.045	530 x 500 x 519	400
01.046	530 x 500 x 619	500
01.047	530 x 500 x 719	600
01.048	530 x 500 x 819	700
01.049	530 x 500 x 919	800
01.040	530 x 500 x 1019	900

Drawers incl. rails

450 x 400 mm (WxD)

Item no.	Front height in mm	Shell height in mm	Usable height in mm	Load capacity
60.046.075VA	75	59	60	50 kg
60.046.100VA	100	85	90	50 kg
60.046.150VA	150	135	140	50 kg
60.046.200VA	200	185	190	50 kg
60.046.250VA	250	185	240	50 kg
60.046.300VA	300	185	290	50 kg
60.046.100VA-75	100	85	90	75 kg
60.046.150VA-75	150	135	140	75 kg
60.046.200VA-75	200	185	190	75 kg
60.046.250VA-75	250	185	240	75 kg
60.046.300VA-75	300	185	290	75 kg

Possible variants as examples

Front height/usable height	350	400	500	500	700	700	700	800	900	900	900	900
75	2x	–	2x	–	–	2x	–	–	4x	2x	–	–
100	2x	4x	–	2x	2x	1x	2x	4x	–	2x	1x	–
150	–	–	1x	2x	–	–	2x	–	2x	2x	2x	2x
200	–	–	1x	–	1x	2x	1x	2x	–	–	1x	–
250	–	–	–	–	–	1x	–	–	–	1x	–	–
300	–	–	–	–	1x	–	–	–	1x	–	1x	2x

530 x 500 x 619 mm (W x D x H)

- Welded sheet steel construction
- Housing: powder-coated
- Drawers: galvanised
- Central locking
- Drawers with full pull-out 100%
- Load capacity of drawers either 50 kg or 75 kg
- **Drawers with front height 75 mm only with load capacity 50 kg possible**
- Drawer guides on ball-bearings
- Individual pull-out lock
- Individual locking per drawer possible
- Handle bars with insertable labelling strip
- Drawer front height: 75, 100, 150, 200, 250, 300 mm
- Usable drawer dimension: 450 x 400 mm
- Individual arrangements see page 68/69

Suitable divider material can be found on page 73

- 3x drawer

Item no.	Load capacity
46.102	50 kg
46.102-75	75 kg



- 3x drawer

Item no.	Load capacity
46.021	50 kg
46.021-75	75 kg



- 4x drawer

Item no.	Load capacity
46.220	50 kg
46.220-75	75 kg



- 4x drawer

Item no.	Load capacity
46.301	50 kg
46.301-75	75 kg

- 5x drawer

Item no.	Load capacity
46.2210	50 kg
46.2210-75	75 kg



- 5x drawer

Item no.	Load capacity
46.500	50 kg
46.500-75	75 kg

530 x 500 x 819 mm (W x D x H)

- Welded sheet steel construction
- Housing: powder-coated
- Drawers: galvanised
- Central locking
- Drawers with full pull-out 100%
- Load capacity of drawers either 50 kg or 75 kg
- **Drawers with front height 75 mm only with load capacity 50 kg possible**
- Drawer guides on ball-bearings
- Individual pull-out lock
- Individual locking per drawer possible
- Handle bars with insertable labelling strip
- Drawer front height: 75, 100, 150, 200, 250, 300 mm
- Usable drawer dimension: 450 x 400 mm
- Individual arrangements see page 68/69

Suitable divider material can be found on page 73

- 4x drawer

Item no.	Load capacity
48.022	50 kg
48.022-75	75 kg

- 5x drawer

Item no.	Load capacity
48.21101	50 kg
48.21101-75	75 kg

- 5x drawer

Item no.	Load capacity
48.140	50 kg
48.140-75	75 kg

- 6x drawer

Item no.	Load capacity
48.501	50 kg
48.501-75	75 kg

- 6x drawer

Item no.	Load capacity
48.420	50 kg
48.420-75	75 kg

- 7x drawer

Item no.	Load capacity
48.700	50 kg
48.700-75	75 kg

530 x 500 x 1019 mm (W x D x H)

- Welded sheet steel construction
- Housing: powder-coated
- Drawers: galvanised
- Central locking
- Drawers with full pull-out 100%
- Load capacity of drawers either 50 kg or 75 kg
- **Drawers with front height 75 mm only with load capacity 50 kg possible**
- Drawer guides on ball-bearings
- Individual pull-out lock
- Individual locking per drawer possible
- Handle bars with insertable labelling strip
- Drawer front height: 75, 100, 150, 200, 250, 300 mm
- Usable drawer dimension: 450 x 400 mm
- Individual arrangements see page 68/69

Suitable divider material can be found on page 73

- 6x drawer

Item no.	Load capacity
40.303	50 kg
40.303-75	75 kg

- 7x drawer

Item no.	Load capacity
40.421	50 kg
40.421-75	75 kg



- 7x drawer

Item no.	Load capacity
40.340	50 kg
40.340-75	75 kg



- 8x drawer

Item no.	Load capacity
40.620	50 kg
40.620-75	75 kg

- 8x drawer

Item no.	Load capacity
40.701	50 kg
40.701-75	75 kg

- 9x drawer

Item no.	Load capacity
40.44010	50 kg
40.44010-75	75 kg

Drawer subdivision

Drawer inserts | ABS

Small parts boxes | 12 parts
- 3x SPB 150 x 150 mm
- 4x SPB 75 x 150 mm
- 4x SPB 75 x 75 mm
- 1x CCR 450 mm

Item no.	Front height in mm
146-132-075	75
146-132	100

Trough plates | 29 parts
- 4x TP with 4 troughs
- 2x TP with 3 troughs
- 16x SDIV for 4 troughs
- 6x SDIV for 3 troughs
- 1x CCR 450 mm

Item no.	Front height in mm
146-130-075	75
146-130	100

Ribbed rubber insert | oil-proof
- 450 x 400 mm
- Smooth closing of the drawer also in connection with metal drawer subdivision
- Applies to all front heights

Item no.
65.046.530

Metal divider | galvanised sheet steel

Metal divider | 8 parts
- 2x CCR 400 mm
- 6x DIV 150 mm

Item no.	Front height in mm
146-139-75	75
146-139-100	100
146-139-150	150
146-139-200	200

Metal divider | 5 parts
- 1x CCR 400 mm
- 2x DIV 200 mm
- 2x DIV 250 mm

Item no.	Front height in mm
146-135-75	75
146-135-100	100
146-135-150	150
146-135-200	200

Metal divider | 9 parts
- 3x CCR 400 mm
- 5x DIV 100 mm
- 1x DIV 150 mm

Item no.	Front height in mm
146-137-75	75
146-137-100	100
146-137-150	150
146-137-200	200

Metal divider | 2 parts
- 2x CCR 400 mm

Item no.	Front height in mm
146-140-75	75
146-140-100	100
146-140-150	150
146-140-200	200

Metal divider | 5 parts
- 1x CCR 400 mm
- 2x DIV 300 mm
- 2x DIV 150 mm

Item no.	Front height in mm
146-141-75	75
146-141-100	100
146-141-150	150
146-141-200	200

Metal divider | 15 parts
- 3x CCR 400 mm
- 9x DIV 100 mm
- 3x DIV 150 mm

Item no.	Front height in mm
146-142-75	75
146-142-100	100
146-142-150	150
146-142-200	200

CCR = Centre compartment rails, DIV = Divider, SPB = Small Parts Box, TP = Trough Plate, SDIV = Slot-in divider

Usable height 400 to 1200 mm
Example:
Usable height 700 mm
Item no.
01.068

Number of drawers (front height)
Example:
4 drawers
Usable height 700 mm

Complete order example:
Item no.
01.068 +
2x 60.068.150VA
2x 60.068.200VA

Housing including locking system, cylinder lock and two keys

01.065 01.067 01.068 01.0613

Total height = usable height + 119 mm

Item no.	Dimensions in mm (WxDxH)	Usable height in mm
01.065	680 x 500 x 519	400
01.066	680 x 500 x 619	500
01.067	680 x 500 x 719	600
01.068	680 x 500 x 819	700
01.069	680 x 500 x 919	800
01.060	680 x 500 x 1019	900
01.0613	680 x 500 x 1319	1200

Drawers incl. rails

600 x 400 mm (WxD)

Item no.	Front height in mm	Shell height in mm	Usable height in mm	Load capacity
60.068.075VA	75	59	60	50 kg
60.068.100VA	100	85	90	50 kg
60.068.150VA	150	135	140	50 kg
60.068.200VA	200	185	190	50 kg
60.068.250VA	250	185	240	50 kg
60.068.300VA	300	185	290	50 kg
60.068.100VA-75	100	85	90	75 kg
60.068.150VA-75	150	135	140	75 kg
60.068.200VA-75	200	185	190	75 kg
60.068.250VA-75	250	185	240	75 kg
60.068.300VA-75	300	185	290	75 kg

Possible variants as examples

Front height/usable height	400	500	500	600	700	700	800	900	900	900	1200
75	–	2x	–	–	2x	–	–	4x	2x	–	–
100	4x	–	2x	3x	1x	2x	4x	–	2x	1x	3x
150	–	1x	2x	–	–	2x	–	2x	2x	2x	2x
200	–	1x	–	–	2x	1x	2x	–	–	1x	3x
250	–	–	–	–	1x	–	–	–	1x	–	–
300	–	–	–	1x	–	–	–	1x	–	1x	–

RAL standard colours, see page 37

680 x 500 x 819 mm (W x D x H)

- Welded sheet steel construction
- Housing: powder-coated
- Drawers: galvanised
- Central locking
- Drawers with full pull-out 100%
- Load capacity of drawers either 50 kg or 75 kg
- **Drawers with front height 75 mm only with load capacity 50 kg possible**
- Drawer guides on ball-bearings
- Individual pull-out lock
- Individual locking per drawer possible
- Handle bars with insertable labelling strip
- Drawer front height: 75, 100, 150, 200, 250, 300 mm
- Usable drawer dimension: 600 x 400 mm
- Individual arrangements see page 74/75

Suitable divider material can be found on page 79

- 4x drawer

Item no.	Load capacity
68.022	50 kg
68.022-75	75 kg

- 5x drawer

Item no.	Load capacity
68.140	50 kg
68.140-75	75 kg

- 6x drawer

Item no.	Load capacity
68.501	50 kg
68.501-75	75 kg

- 6x drawer

Item no.	Load capacity
68.420	50 kg
68.420-75	75 kg

- 7x drawer

Item no.	Load capacity
68.700	50 kg
68.700-75	75 kg

- 7x drawer

Item no.	Load capacity
68.24100	50 kg
68.24100-75	75 kg

680 x 500 x 1019 mm (W x D x H)

- Welded sheet steel construction
- Housing: powder-coated
- Drawers: galvanised
- Central locking
- Drawers with full pull-out 100%
- Load capacity of drawers either 50 kg or 75 kg
- **Drawers with front height 75 mm only with load capacity 50 kg possible**
- Drawer guides on ball-bearings
- Individual pull-out lock
- Individual locking per drawer possible
- Handle bars with insertable labelling strip
- Drawer front height: 75, 100, 150, 200, 250, 300 mm
- Usable drawer dimension: 600 x 400 mm
- Individual arrangements see page 74/75

Suitable divider material can be found on page 79

- 6x drawer

Item no.	Load capacity
60.303	50 kg
60.303-75	75 kg

- 7x drawer

Item no.	Load capacity
60.421	50 kg
60.421-75	75 kg

- 7x drawer

Item no.	Load capacity
60.41011	50 kg
60.41011-75	75 kg

- 7x drawer

Item no.	Load capacity
60.340	50 kg
60.340-75	75 kg



- 8x drawer

Item no.	Load capacity
60.620	50 kg
60.620-75	75 kg

- 8x drawer

Item no.	Load capacity
60.701	50 kg
60.701-75	75 kg

680 x 500 x 1319 mm (W x D x H)

- Welded sheet steel construction
- Housing: powder-coated
- Drawers: galvanised
- Central locking
- Drawers with full pull-out 100%
- Load capacity of drawers either 50 kg or 75 kg
- **Drawers with front height 75 mm only with load capacity 50 kg possible**
- Drawer guides on ball-bearings
- Individual pull-out lock
- Individual locking per drawer possible
- Handle bars with insertable labelling strip
- Drawer front height: 75, 100, 150, 200, 250, 300 mm
- Usable drawer dimension: 600 x 400 mm
- Individual arrangements see page 74/75

Suitable divider material can be found on page 79



- 8x drawer

Item no.	Load capacity
613.404	50 kg
613.404-75	75 kg



- 8x drawer

Item no.	Load capacity
613.242	50 kg
613.242-75	75 kg



- 9x drawer

Item no.	Load capacity
613.441	50 kg
613.441-75	75 kg



- 9x drawer

Item no.	Load capacity
613.360	50 kg
613.360-75	75 kg

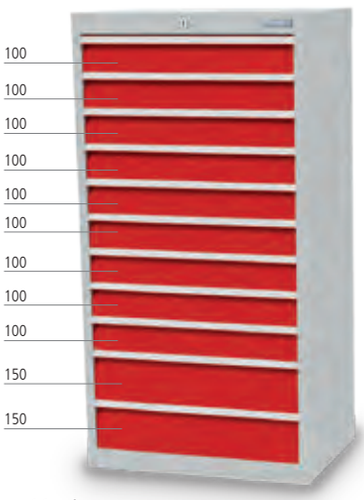

- 11x drawer

Item no.	Load capacity
613.920	50 kg
613.920-75	75 kg

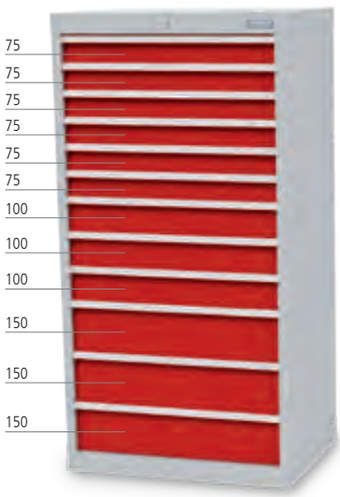

- 12x drawer

Item no.	Load capacity
613.63300	50 kg
613.63300-75	75 kg

Drawer inserts | ABS

Trough plates | 37 parts
- 4x TP with 4 troughs
- 2x TP with 3 troughs
- 2x TP with 2 troughs
- 16x SDIV for 4 troughs
- 6x SDIV for 3 troughs
- 4x SDIV for 2 troughs
- 1x CCR 600 mm
- 2x DIV 100 mm

Item no.	Front height in mm
168-130-075	75
168-130	100

Small parts boxes | 16 parts
- 5x SPB 150 x 150 mm
- 4x SPB 75 x 150 mm
- 4x SPB 75 x 75 mm
- 1x CCR 600 mm
- 2x DIV 100 mm

Item no.	Front height in mm
168-132-075	75
168-132	100

Ribbed rubber insert | oil-proof
- 600 x 400 mm
- Smooth closing of the drawer also in connection with metal drawer subdivision
- Applies to all front heights

Item no.
65.068.530

Metal divider | galvanised sheet steel

Metal divider | 5 parts
- 1x CCR 400 mm
- 4x DIV 300 mm

Item no.	Front height in mm
168-144-75	75
168-144-100	100
168-144-150	150
168-144-200	200

Metal divider | 3 parts
- 1x CCR 400 mm
- 2x DIV 300 mm

Item no.	Front height in mm
168-146-75	75
168-146-100	100
168-146-150	150
168-146-200	200

Metal divider | 6 parts
- 2x CCR 400 mm
- 4x DIV 200 mm

Item no.	Front height in mm
168-145-75	75
168-145-100	100
168-145-150	150
168-145-200	200

Metal divider | 11 parts
- 3x CCR 400 mm
- 8x DIV 150 mm

Item no.	Front height in mm
168-139-75	75
168-139-100	100
168-139-150	150
168-139-200	200

Metal divider | 7 parts
- 2x CCR 400 mm
- 5x DIV 200 mm

Item no.	Front height in mm
168-136-75	75
168-136-100	100
168-136-150	150
168-136-200	200

Metal divider | 7 parts
- 3x CCR 400 mm
- 4x DIV 150 mm

Item no.	Front height in mm
168-137-75	75
168-137-100	100
168-137-150	150
168-137-200	200

CCR = Centre compartment rails, DIV = Divider, SPB = Small Parts Box, TP = Trough Plate, SDIV = Slot-in divider

Usable height 500 to 1200 mm
Example:
Usable height 700 mm
Item no.
01.098

Number of drawers (front height)
Example:
4 drawers
Usable height 700 mm

Complete order example:
Item no.
01.098 +
1x 60.098.100VA
4x 60.098.150VA

Housing including locking system, cylinder lock and two keys

01.096

01.099

01.0913

Total height = usable height + 119 mm

Item no.	Dimensions in mm (WxDxH)	Usable height in mm
01.096	980 x 500 x 619	500
01.097	980 x 500 x 719	600
01.098	980 x 500 x 819	700
01.099	980 x 500 x 919	800
01.090	980 x 500 x 1019	900
01.0913	980 x 500 x 1319	1200

Drawers incl. rails

900 x 400 mm (WxD)

Item no.	Front height in mm	Shell height in mm	Usable height in mm	Load capacity
60.098.075VA	75	59	60	50 kg
60.098.100VA	100	85	90	50 kg
60.098.150VA	150	135	140	50 kg
60.098.200VA	200	185	190	50 kg
60.098.250VA	250	185	240	50 kg
60.098.300VA	300	185	290	50 kg
60.098.100VA-75	100	85	90	75 kg
60.098.150VA-75	150	135	140	75 kg
60.098.200VA-75	200	185	190	75 kg
60.098.250VA-75	250	185	240	75 kg
60.098.300VA-75	300	185	290	75 kg

Possible variants as examples

Front height/usable height	500	500	700	700	700	700	800	900	900	1200
75	2x	–	–	–	2x	–	–	2x	–	–
100	–	2x	2x	5x	1x	2x	4x	2x	1x	3x
150	1x	2x	–	–	–	2x	–	2x	2x	2x
200	1x	–	1x	1x	2x	1x	2x	–	1x	3x
250					1x			1x		
300	–	–	1x	–	–	–	–	1x	1x	–

RAL standard colours, see page 37

980 x 500 x 819 mm (W x D x H)

- Welded sheet steel construction
- Housing: powder-coated
- Drawers: galvanised
- Central locking
- Drawers with full pull-out 100%
- Load capacity of drawers either 50 kg or 75 kg
- **Drawers with front height 75 mm only with load capacity 50 kg possible**
- Drawer guides on ball-bearings
- Individual pull-out lock
- Individual locking per drawer possible
- Handle bars with insertable labelling strip
- Drawer front height: 75, 100, 150, 200, 250, 300 mm
- Usable drawer dimension: 900 x 400 mm
- Individual arrangements see page 80/81

Suitable divider material can be found on page 85

- 5x drawer

Item no.	Load capacity
98.140	50 kg
98.140-75	75 kg

- 5x drawer

Item no.	Load capacity
98.221	50 kg
98.221-75	75 kg

- 6x drawer

Item no.	Load capacity
98.501	50 kg
98.501-75	75 kg

- 6x drawer

Item no.	Load capacity
98.420	50 kg
98.420-75	75 kg

- 7x drawer

Item no.	Load capacity
98.700	50 kg
98.700-75	75 kg

- 8x drawer

Item no.	Load capacity
98.44000	50 kg
98.44000-75	75 kg

980 x 500 x 1019 mm (W x D x H)

- Welded sheet steel construction
- Housing: powder-coated
- Drawers: galvanised
- Central locking
- Drawers with full pull-out 100%
- Load capacity of drawers either 50 kg or 75 kg
- **Drawers with front height 75 mm only with load capacity 50 kg possible**
- Drawer guides on ball-bearings
- Individual pull-out lock
- Individual locking per drawer possible
- Handle bars with insertable labelling strip
- Drawer front height: 75, 100, 150, 200, 250, 300 mm
- Usable drawer dimension: 900 x 400 mm
- Individual arrangements see page 80/81

Suitable divider material can be found on page 85

- 6x drawer

Item no.	Load capacity
90.303	50 kg
90.303-75	75 kg

- 7x drawer

Item no.	Load capacity
90.421	50 kg
90.421-75	75 kg



- 7x drawer

Item no.	Load capacity
90.340	50 kg
90.340-75	75 kg



- 8x drawer

Item no.	Load capacity
90.620	50 kg
90.620-75	75 kg

- 8x drawer

Item no.	Load capacity
90.23300	50 kg
90.23300-75	75 kg

- 8x drawer

Item no.	Load capacity
90.701	50 kg
90.701-75	75 kg

980 x 500 x 1319 mm (W x D x H)

- Welded sheet steel construction
- Housing: powder-coated
- Drawers: galvanised
- Central locking
- Drawers with full pull-out 100%
- Load capacity of drawers either 50 kg or 75 kg
- **Drawers with front height 75 mm only with load capacity 50 kg possible**
- Drawer guides on ball-bearings
- Individual pull-out lock
- Individual locking per drawer possible
- Handle bars with insertable labelling strip
- Drawer front height: 75, 100, 150, 200, 250, 300 mm
- Usable drawer dimension: 900 x 400 mm
- Individual arrangements see page 80/81

Suitable divider material can be found on page 85

- 8x drawer

Item no.	Load capacity
913.41012	50 kg
913.41012-75	75 kg



- 8x drawer

Item no.	Load capacity
913.242	50 kg
913.242-75	75 kg



- 8x drawer

Item no.	Load capacity
913.404	50 kg
913.404-75	75 kg



- 9x drawer

Item no.	Load capacity
913.441	50 kg
913.441-75	75 kg

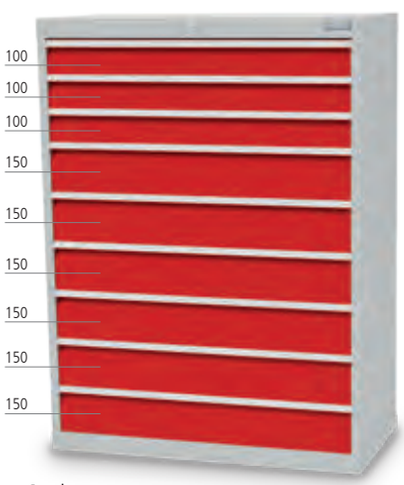

- 9x drawer

Item no.	Load capacity
913.360	50 kg
913.360-75	75 kg



- 11x drawer

Item no.	Load capacity
913.920	50 kg
913.920-75	75 kg

Drawer subdivision

Drawer inserts | ABS

Small parts boxes | 20 parts
- 9x SPB 150 x 150 mm
- 4x SPB 75 x 150 mm
- 4x SPB 75 x 75 mm
- 1x CCR 900 mm
- 2x DIV 100 mm

Item no.	Front height in mm
198-132-075	75
198-132	100

Trough plates | 47 parts
- 6x TP with 4 troughs
- 4x TP with 3 troughs
- 2x TP with 2 troughs
- 16x SDIV for 4 troughs
- 12x SDIV for 3 troughs
- 4x SDIV for 2 troughs
- 1x CCR 900 mm
- 2x DIV 100 mm

Item no.	Front height in mm
198-130-075	75
198-130	100

Ribbed rubber insert | oil-proof
- 900 x 400 mm
- Smooth closing of the drawer also in connection with metal drawer subdivision
- Applies to all front heights

Item no.
65.098.530

Metal divider | galvanised sheet steel

Metal divider | 9 parts
- 3x CCR 400 mm
- 5x DIV 200 mm
- 1x DIV 300 mm

Item no.	Front height in mm
198-136-75	75
198-136-100	100
198-136-150	150
198-136-200	200

Metal divider | 7 parts
- 2x CCR 400 mm
- 5x DIV 300 mm

Item no.	Front height in mm
198-146-75	75
198-146-100	100
198-146-150	150
198-146-200	200

Metal divider | 5 parts
- 2x CCR 400 mm
- 3x DIV 300 mm

Item no.	Front height in mm
198-144-75	75
198-144-100	100
198-144-150	150
198-144-200	200

Metal divider | 17 parts
- 5x CCR 400 mm
- 12x DIV 150 mm

Item no.	Front height in mm
198-141-75	75
198-141-100	100
198-141-150	150
198-141-200	200

Metal divider | 11 parts
- 3x CCR 400 mm
- 4x DIV 150 mm
- 4x DIV 300 mm

Item no.	Front height in mm
198-142-75	75
198-142-100	100
198-142-150	150
198-142-200	200

Metal divider | 14 parts
- 4x CCR 400 mm
- 8x DIV 150 mm
- 2x DIV 300 mm

Item no.	Front height in mm
198-139-75	75
198-139-100	100
198-139-150	150
198-139-200	200

CCR = Centre compartment rails, DIV = Divider, SPB = Small Parts Box, TP = Trough Plate, SDIV = Slot-in divider

Insertable labelling strip

- Fold up transparent panel and insert label. Press panel down again.
- Labelling strip and transparent cover kit
- Height 20 mm

Item no.	Designation
01.046.007-1	R 18-16
01.068.007-1	R 24-16
01.098.007-1	R 36-16

Divider elements

- Metal divider elements made from high-quality thin sheet metal
- Fine subdivision on the grid 50:50

Centre compartment rail

- Front 75 mm

Item no.	Dimensions in mm (W x H)
20.400.060	400 x 55
20.450.060	450 x 55 | Separator rail, rear, crosswise
20.600.060	600 x 55 | Separator rail, rear, crosswise
20.900.060	900 x 55 | Separator rail, rear, crosswise

Centre compartment rail

- Front 100 mm

Item no.	Dimensions in mm (W x H)
20.400.085	400 x 80
20.450.085	450 x 80 | Separator rail, rear, crosswise
20.600.085	600 x 80 | Separator rail, rear, crosswise
20.900.085	900 x 80 | Separator rail, rear, crosswise

Centre compartment rail

- Front 150 mm

Item no.	Dimensions in mm (W x H)
20.400.135	400 x 130

Centre compartment rail

- Front 200 mm

Item no.	Dimensions in mm (W x H)
20.400.180	400 x 185

Metal divider, to be fixed between the drawer side and a slotted through or between 2 slotted throughs

Divider
- Front 75 mm

Item no.	Dimensions in mm (W x H)
30.100.060	100 x 55
30.150.060	150 x 55
30.200.060	200 x 55
30.300.060	300 x 55

Divider
- Front 100 mm

Item no.	Dimensions in mm (W x H)
30.100.085	100 x 80
30.150.085	150 x 80
30.200.085	200 x 80
30.300.085	300 x 80

Divider
- Front 150 mm

Item no.	Dimensions in mm (W x H)
30.100.135	100 x 130
30.150.135	150 x 130
30.200.135	200 x 130
30.250.135	250 x 130
30.300.135	300 x 130



Divider
- Front 200, 250, 300 mm

Item no.	Dimensions in mm (W x H)
30.100.185	100 x 180
30.150.185	150 x 180
30.200.185	200 x 180
30.250.185	250 x 180
30.300.185	300 x 180

Individual equipment T500 series

Hinged door H 700

- Hinged doors with twist lock cylinder lock and 2 keys
- With one door, hinges on the right and left are possible

Item no.	Grid	Design	for usable height
01.053.700E	R 18-16	one door	700 mm
01.068.700E	R 24-16	one door	700 mm
01.098.700E	R 36-16	two doors	700 mm

Hinged door H 900

- Hinged doors with twist lock cylinder lock and 2 keys
- With one door, hinges on the right and left are possible

Item no.	Grid	Design	for usable height
01.053.900E	R 18-16	one door	900 mm
01.068.900E	R 24-16	one door	900 mm
01.098.900E	R 36-16	two doors	900 mm

Hinged door H 800

- Hinged doors with twist lock cylinder lock and 2 keys
- With one door, hinges on the right and left are possible

Item no.	Grid	Design	for usable height
01.053.800E	R 18-16	one door	800 mm
01.068.800E	R 24-16	one door	800 mm
01.098.800E	R 36-16	two doors	800 mm

Metal cover upon double doors

- For a cabinet with drawers on top and doors below a metal cover will be fixed upon the doors
- The using height is reduced by 100 mm

Item no.	Grid
01.098.BLFL	R 36-16

Ribbed rubber mat on cabinet

- Oil-proof

Item no.	Dimensions in mm (WxDxH)
65.040.530	530 x 500 x 3
65.060.530	680 x 500 x 3
65.090.530	980 x 500 x 3

Ribbed rubber insert for drawer

- Oil-proof
- Smooth closing of the drawer also in connection with metal drawer subdivision

Item no.	Dimensions in mm (WxDxH)
65.046.530	450 x 400 x 3
65.068.530	600 x 400 x 3
65.098.530	900 x 400 x 3



Non-slip mat secures tools

- Insert for drawer
- Smooth closing of the drawer also in connection with metal drawer subdivision

Item no.	Dimensions in mm (WxDxH)
65.046.531	450 x 400 x 3
65.068.531	600 x 400 x 3
65.098.531	900 x 400 x 3

Cover plate
- Beech multiplex, oiled

Item no.	Dimensions in mm (WxDxH)
67.046.017	530 x 500 x 25
67.068.017	680 x 500 x 25
67.098.017	980 x 500 x 25

Cover plate
- Melamine resin coated chipboard
- RAL 7035
- 19 mm, screwable

Item no.	Dimensions in mm (WxDxH)
67.046.016	530 x 500 x 19
67.068.016	680 x 500 x 19
67.098.016	980 x 500 x 19

Shelf

Item no.	Dimensions in mm (WxDxH)
04.040.013	475 x 443 x 22
04.060.013	625 x 443 x 22
04.090.013	925 x 443 x 22

Metal roll-off edge on 3 sides
- 20 mm height

Item no.	Dimensions in mm (WxDxH)
66.046.025	530 x 500 x 20
66.068.025	680 x 500 x 20
66.098.025	980 x 500 x 20

Lift truck base
- Cover plate front and rear

Item no.	Dimensions in mm (WxDxH)
01.046.012	530 x 500 x 112
01.068.012	680 x 500 x 112
01.098.012	980 x 500 x 112

Mobile addition
- Aluminium push handle
- Steel panel with 4 steering casters Ø 125 mm, thereof 2 with locks and push handle for tool cabinet

* without steel plate, the casters are screwed directly into the frame of the housing

Item no.	Dimensions in mm (WxDxH)	Push handle arrangement
01.046.009*	530 x 500 x 150	front
01.068.009*	680 x 500 x 150	side
01.098.009	980 x 500 x 150	side

T736

Features

4 widths:
- **R 18-24:** width 555 mm
- **R 24-24:** width 705 mm
- **R 36-24:** width 1005 mm
- **R 48-24:** width 1305 mm

- **Housing depth 736 mm**
- Internal drawer depth generally 600 mm

Different heights:
- **R 18-24:** height 519, 619, 719, 819, 919, 1019, 1219, 1319 and 1519 mm
- **R 24-24:** height 519, 619, 719, 819, 919, 1019, 1219, 1319 and 1519 mm
- **R 36-24:** height 519, 619, 719, 819, 919, 1019, 1219, 1319 and 1519 mm
- **R 48-24:** height 819, 919, 1019, 1219, 1319 and 1519 mm

- Integrated recessed aluminium handle bars flush with housing
- Powder-coated drawers **with slotted side walls on a 25 mm grid** for dividers – fast, comprehensive, rational subdivision is guaranteed

- All drawer cabinets of series T736 with a front height from 75 mm can be fitted with **soft close**.
- When placing your order, please indicate the desired number of drawers with soft close.
- Retrofitting on existing drawers is not possible.
- Please note!
  When opening the drawer, it must stay open for at least 5 seconds because of the soft close cylinder; otherwise the soft close mechanism will be damaged. Perfect functioning is then no longer guaranteed.

- Cabinet housing, maximum load of up to 1.5 t

- TÜV-Rheinland certificate: "GS" mark for tested safety

- **Ball bearing guides**
- **Full pull-out (FP) 100 %, load capacity 70 kg** (with 50 mm front height)
- **Full pull-out (FP) 100 %, load capacity 100 kg** (from 75 mm front height)
- **Full pull-out (FP) 100 %, load capacity 180 kg** (from 100 mm front height)
- **Full pull-out (FP) 100 %, load capacity 300 kg** (from 100 mm front height)
- Drawers with front heights:
  50, 75, 100, 125, 150, 175, 200, 250, 300 & 400 mm



		Series	Series	Series	Series
		T736	T736	T736	T736
		Housing W x D	Housing W x D	Housing W x D	Housing W x D
		555 x 736	705 x 736	1005 x 736	1305 x 736
Housing height		Usable heights	Usable heights	Usable heights	Usable heights
208		–	–	–	–
215		–	–	–	–
358		–	–	–	–
365		–	–	–	–
465		–	–	–	–
469		–	–	–	–
500		–	–	–	–
519		400	400	400	–
619		500	500	500	–
719		600	600	600	–
819		700	700	700	700
919		800	800	800	800
1019		900	900	900	900
1219		1100	1100	1100	1100
1319		1200	1200	1200	1200
1519		1400	1400	1400	1400
		Drawer W x D	Drawer W x D	Drawer W x D	Drawer W x D
		450 x 600	600 x 600	900 x 600	1200 x 600
Front height	Shell height	Load capacity	Load capacity	Load capacity	Load capacity
50	28	70 kg	70 kg	70 kg	–
75	56	100 kg	100 kg	100 kg	100 kg
100	81	100 / 180 kg	100 / 180 kg	100 / 180 kg	180 kg
125	81	100 / 180 kg	100 / 180 kg	100 / 180 kg	180 kg
150	131	100 / 180 / 300 kg	100 / 180 / 300 kg	100 / 180 / 300 kg	180 / 300 kg
175	131	100 / 180 / 300 kg	100 / 180 / 300 kg	100 / 180 / 300 kg	180 / 300 kg
200	181	100 / 180 / 300 kg	100 / 180 / 300 kg	100 / 180 / 300 kg	180 / 300 kg
250	181	100 / 180 / 300 kg	100 / 180 / 300 kg	100 / 180 / 300 kg	180 / 300 kg
300	181	100 / 180 / 300 kg	100 / 180 / 300 kg	100 / 180 / 300 kg	–
400	81	100 / 180 kg	100 / 180 kg	100 / 180 kg	–
		Series	Series	Series	Series
		T736	T736	T736	T736
		T736 18-24	T736 24-24	T736 36-24	T736 48-24
Grid:		**R 18-24**	**R 24-24**	**R 36-24**	**R 48-24**

All dimensions in mm

RAL standard colours, see page 37

Usable height 150 to 1400 mm
Example:
Usable height 400 mm
Item no.
0550

Number of drawers (front height)
Example:
3 drawers
Usable height 400 mm

Complete order example:
Item no.
0550+
2x 60.50.100V10
1x 60.50.200V10

Housing including locking system, cylinder lock and two keys

0550 0570 0590 0513

Total height = usable height + 119 mm

Item no.	Dimensions in mm (WxDxH)	Usable height in mm
0550	555 x 736 x 519	400
0560	555 x 736 x 619	500
0570	555 x 736 x 719	600
0580	555 x 736 x 819	700
0590	555 x 736 x 919	800
0500	555 x 736 x 1019	900
0512	555 x 736 x 1219	1100
0513	555 x 736 x 1319	1200
0515	555 x 736 x 1519	1400

Drawers R 18-24 incl. rails

VA 100 kg 100%

450 x 600 mm (W x D) with full pull-out 100 % - 70/100 kg

Item no.	Front height	Shell height	Usable height	Load capacity
60.50.050V07	50	28	30	70 kg
60.50.075V10	75	56	58	100 kg
60.50.100V10	100	81	83	100 kg
60.50.125V10	125	81	108	100 kg
60.50.150V10	150	131	133	100 kg
60.50.175V10	175	131	158	100 kg
60.50.200V10	200	181	183	100 kg
60.50.250V10	250	181	233	100 kg
60.50.300V10	300	181	283	100 kg

VA 180 kg 100%

450 x 600 mm (W x D) with full pull-out 100 % - 180 kg

Item no.	Front height	Shell height	Usable height	Load capacity
60.50.100V18	100	81	83	180 kg
60.50.125V18	125	81	108	180 kg
60.50.150V18	150	131	133	180 kg
60.50.175V18	175	131	158	180 kg
60.50.200V18	200	181	183	180 kg
60.50.250V18	250	181	233	180 kg
60.50.300V18	300	181	283	180 kg
60.50.30V18CNC	300	81	283	180 kg
60.50.40V18CNC	400	81	383	180 kg

VA 300 kg 100%

450 x 600 mm (W x D) with full pull-out 100 % - 300 kg

Item no.	Front height	Shell height	Usable height	Load capacity
60.50.150V30	150	131	133	300 kg
60.50.175V30	175	131	158	300 kg
60.50.200V30	200	181	183	300 kg
60.50.250V30	250	181	233	300 kg
60.50.300V30	300	181	283	300 kg

555 x 736 x 519 mm (W x D x H)

- Welded sheet steel construction
- Housing: powder-coated
- Drawers: galvanised
- Central locking
- Drawers with full pull-out (FP) 100%
- Drawers with 50 mm front height, load capacity 70 kg
  Drawers from 75 mm front height, load capacity 100 kg
- Drawer guides on ball-bearings
- Individual pull-out lock
- Individual locking per drawer possible
- Handle bars with insertable labelling strip
- Drawer front height: 50, 75, 100, 125, 150, 175, 200, 250, 300, 400 mm
- Usable drawer dimension: 450 x 600 mm
- Individual arrangements with 180 and 300 kg load capacity see page 92/93

Drawer soft close

- Possible from front height 75 mm
- When placing your order, please indicate the desired number of drawers with soft close.
- The specified price is understood as a surcharge per drawer.
- Retrofitting on existing drawers is not possible.
- **Please note!** When opening the drawer, it must stay open for at least 5 seconds because of the soft close cylinder; otherwise the soft close mechanism will be damaged. Perfect functioning is then no longer guaranteed.

Item no.	Use from FH/load capacity
60.100.SC	75 mm - 100 kg
60.180.SC	100 mm - 180 kg

- 2x drawer

Item no.
550/0002V10

- 3x drawer

Item no.
550/0201V10

- 4x drawer

Item no.
550/1210V10

- 4x drawer

Item no.
550/0400V10

- 5x drawer

Item no.
550/3110V10

- 5x drawer

Item no.
550/12200V10

555 x 736 x 819 mm (W x D x H)

- Welded sheet steel construction
- Housing: powder-coated
- Drawers: galvanised
- Central locking
- Drawers with full pull-out (FP) 100%
- Drawers with 50 mm front height, load capacity 70 kg
  Drawers from 75 mm front height, load capacity 100 kg
- Drawer guides on ball-bearings
- Individual pull-out lock
- Individual locking per drawer possible
- Handle bars with insertable labelling strip
- Drawer front height: 50, 75, 100, 125, 150, 175, 200, 250, 300, 400 mm
- Usable drawer dimension: 450 x 600 mm
- Individual arrangements with 180 and 300 kg load capacity
  see page 92/93

- 6x drawer

Item no.
580/0501V10

- 7x drawer

Item no.
580/1222V10

- 7x drawer

Item no.
580/22111V10

- 8x drawer

Item no.
580/3410V10

- 8x drawer

Item no.
580/2600V10

- 8x drawer

Item no.
580/32201V10

555 x 736 x 1019 mm (W x D x H)

- Welded sheet steel construction
- Housing: powder-coated
- Drawers: galvanised
- Central locking
- Drawers with full pull-out (FP) 100%
- Drawers with 50 mm front height, load capacity 70 kg
  Drawers from 75 mm front height, load capacity 100 kg
- Drawer guides on ball-bearings
- Individual pull-out lock
- Individual locking per drawer possible
- Handle bars with insertable labelling strip
- Drawer front height: 50, 75, 100, 125, 150, 175, 200, 250, 300, 400 mm
- Usable drawer dimension: 450 x 600 mm
- Individual arrangements with 180 and 300 kg load capacity see page 92/93

Drawer soft close

- Possible from front height 75 mm
- When placing your order, please indicate the desired number of drawers with soft close.
- The specified price is understood as a surcharge per drawer.
- Retrofitting on existing drawers is not possible.
- **Please note!** When opening the drawer, it must stay open for at least 5 seconds because of the soft close cylinder; otherwise the soft close mechanism will be damaged. Perfect functioning is then no longer guaranteed.

Item no.	Use from FH/load capacity
60.100.SC	75 mm - 100 kg
60.180.SC	100 mm - 180 kg

- 7x drawer

Item no.
500/1222V10

- 7x drawer

Item no.
500/1231V10

- 8x drawer

Item no.
500/3131V10

- 8x drawer

Item no.
500/1223V10

- 9x drawer

Item no.
500/0900V10

- 9x drawer

Item no.
500/4302V10

Drawer inserts | ABS



Trough plates | 46 parts
- 8x TP with 4 troughs
- 4x TP with 3 troughs
- 25x SDIV for 4 troughs
- 9x SDIV for 3 troughs

Item no.	Front height in mm
111	50/75



Small parts boxes | 24 parts
- 6x SPB 150 x 150 mm
- 6x SPB 75 x 150 mm
- 12x SPB 75 x 75 mm

Item no.	Front height in mm
112BLH50	50
112BLH75	75
112BLH100	100



Small parts boxes | 15 parts
- 10x SPB 150 x 150 mm
- 3x SPB 75 x 150 mm
- 2x SPB 75 x 75 mm

Item no.	Front height in mm
119BLH50	50
119BLH75	75
119BLH100	100

Metal divider | galvanised sheet steel

Metal divider | 25 parts
- 4x CCR 600 mm
- 5x DIV 50 mm
- 16x DIV 100 mm

Item no.	Front height in mm
110BLH50	50
110BLH75	75
110BLH100	100/125
110BLH150	150/175



Trough plates | 8 parts
- 2x CCR 600 mm
- 6x DIV 150 mm

Item no.	Front height in mm
113BLH50	50
113BLH75	75
113BLH100	100/125
113BLH150	150/175
113BLH200	200/300



Trough plates | 13 parts
- 3x CCR 600 mm
- 5x DIV 75 mm
- 5x DIV 150 mm

Item no.	Front height in mm
114BLH50	50
114BLH75	75
114BLH100	100/125
114BLH150	150/175



Trough plates | 12 parts
- 3x CCR 600 mm
- 7x DIV 100 mm
- 2x DIV 150 mm

Item no.	Front height in mm
116BLH50	50
116BLH75	75
116BLH100	100/125
116BLH150	150/175
116BLH200	200/300



Trough plates | 3 parts
- 1x CCR 600 mm
- 1x DIV 150 mm
- 1x DIV 300 mm

Item no.	Front height in mm
115BLH75	75
115BLH100	100/125
115BLH150	150/175
115BLH200	200/300



Trough plates | 10 parts
- 2x CCR 600 mm
- 3x DIV 100 mm
- 2x DIV 150 mm
- 3x DIV 200 mm

Item no.	Front height in mm
117BLH50	50
117BLH75	75
117BLH100	100/125
117BLH150	150/175
117BLH200	200/300

CCR = Centre compartment rails, DIV = Divider, SPB = Small Parts Box, TP = Trough Plate, SDIV = Slot-in divider

Usable height 300 to 1400 mm
Example:
Usable height 600 mm
Item no. 0770

Number of drawers (front height)
Example:
5 drawers
Usable height 600 mm

Complete order example:
Item no.
0770 +
1x 60.70.075V10
1x 60.70.100V10
1x 60.70.125V10
2x 60.70.150V10

Housing including locking system, cylinder lock and two keys

Total height = usable height + 119 mm

Item no.	Dimensions in mm (WxDxH)	Usable height in mm
0750	705 x 736 x 519	400
0760	705 x 736 x 619	500
0770	705 x 736 x 719	600
0780	705 x 736 x 819	700
0790	705 x 736 x 919	800
0700	705 x 736 x 1019	900
0712	705 x 736 x 1219	1100
0713	705 x 736 x 1319	1200
0715	705 x 736 x 1519	1400

Please visit our drawer cabinet configurator
www.awp.be

Drawers R 24-24 incl. rails

VA 100 kg 100%

600 x 600 mm (W x D) with full pull-out 100 % - 70/100 kg

Item no.	Front height	Shell height	Usable height	Load capacity
60.70.050V07	50	28	30	70 kg
60.70.075V10	75	56	58	100 kg
60.70.100V10	100	81	83	100 kg
60.70.125V10	125	81	108	100 kg
60.70.150V10	150	131	133	100 kg
60.70.175V10	175	131	158	100 kg
60.70.200V10	200	181	183	100 kg
60.70.250V10	250	181	233	100 kg
60.70.300V10	300	181	283	100 kg

VA 180 kg 100%

600 x 600 mm (W x D) with full pull-out 100 % - 180 kg

Item no.	Front height	Shell height	Usable height	Load capacity
60.70.100V18	100	81	83	180 kg
60.70.125V18	125	81	108	180 kg
60.70.150V18	150	131	133	180 kg
60.70.175V18	175	131	158	180 kg
60.70.200V18	200	181	183	180 kg
60.70.250V18	250	181	233	180 kg
60.70.300V18	300	181	283	180 kg
60.70.30V18CNC	300	81	283	180 kg
60.70.40V18CNC	400	81	383	180 kg

VA 300 kg 100%

600 x 600 mm (W x D) with full pull-out 100 % - 300 kg

Item no.	Front height	Shell height	Usable height	Load capacity
60.70.150V30	150	131	133	300 kg
60.70.175V30	175	131	158	300 kg
60.70.200V30	200	181	183	300 kg
60.70.250V30	250	181	233	300 kg
60.70.300V30	300	181	283	300 kg

705 x 736 x 719 mm (W x D x H)

- Welded sheet steel construction
- Housing: powder-coated
- Drawers: galvanised
- Central locking
- Drawers with full pull-out (FP) 100%
- Drawers with 50 mm front height, load capacity 70 kg
  Drawers from 75 mm front height, load capacity 100 kg
- Drawer guides on ball-bearings
- Individual pull-out lock
- Individual locking per drawer possible
- Handle bars with insertable labelling strip
- Drawer front height: 50, 75, 100, 125, 150, 175, 200, 250, 300, 400 mm
- Usable drawer dimension: 600 x 600 mm
- Individual arrangements with 180 and 300 kg load capacity see page 98/99

Drawer soft close

- Possible from front height 75 mm
- When placing your order, please indicate the desired number of drawers with soft close.
- The specified price is understood as a surcharge per drawer.
- Retrofitting on existing drawers is not possible.
- **Please note!** When opening the drawer, it must stay open for at least 5 seconds because of the soft close cylinder; otherwise the soft close mechanism will be damaged. Perfect functioning is then no longer guaranteed.

Item no.	Use from FH/load capacity
60.100.SC	75 mm - 100 kg
60.180.SC	100 mm - 180 kg

- 4x drawer

Item no.
770/0121V10

- 4x drawer

Item no.
770/0040V10

- 5x drawer

Item no.
770/0320V10

- 5x drawer

Item no.
770/1112V10

- 6x drawer

Item no.
770/2220V10

- 6x drawer

Item no.
770/0600V10

705 x 736 x 819 mm (W x D x H)

- Welded sheet steel construction
- Housing: powder-coated
- Drawers: galvanised
- Central locking
- Drawers with full pull-out (FP) 100%
- Drawers with 50 mm front height, load capacity 70 kg
  Drawers from 75 mm front height, load capacity 100 kg
- Drawer guides on ball-bearings
- Individual pull-out lock
- Individual locking per drawer possible
- Handle bars with insertable labelling strip
- Drawer front height: 50, 75, 100, 125, 150, 175, 200, 250, 300, 400 mm
- Usable drawer dimension: 600 x 600 mm
- Individual arrangements with 180 and 300 kg load capacity
  see page 98/99

Suitable divider material can be found on page 105

- 6x drawer

Item no.
780/0420V10

- 6x drawer

Item no.
780/2121V10

- 6x drawer

Item no.
780/1311V10

- 7x drawer

Item no.
780/1222V10



- 8x drawer

Item no.
780/4220V10

- 8x drawer

Item no.
780/3221V10

705 x 736 x 1019 mm (W x D x H)

- Welded sheet steel construction
- Housing: powder-coated
- Drawers: galvanised
- Central locking
- Drawers with full pull-out (FP) 100%
- Drawers with 50 mm front height, load capacity 70 kg
  Drawers from 75 mm front height, load capacity 100 kg
- Drawer guides on ball-bearings
- Individual pull-out lock
- Individual locking per drawer possible
- Handle bars with insertable labelling strip
- Drawer front height: 50, 75, 100, 125, 150, 175, 200, 250, 300, 400 mm
- Usable drawer dimension: 600 x 600 mm
- Individual arrangements with 180 and 300 kg load capacity see page 98/99

Drawer soft close

- Possible from front height 75 mm
- When placing your order, please indicate the desired number of drawers with soft close.
- The specified price is understood as a surcharge per drawer.
- Retrofitting on existing drawers is not possible.
- **Please note!** When opening the drawer, it must stay open for at least 5 seconds because of the soft close cylinder; otherwise the soft close mechanism will be damaged. Perfect functioning is then no longer guaranteed.

Item no.	Use from FH/load capacity
60.100.SC	75 mm - 100 kg
60.180.SC	100 mm - 180 kg

- 8x drawer

Item no.
700/4112V10

- 8x drawer

Item no.
700/2321V10

- 9x drawer

Item no.
700/3411V10

- 9x drawer

Item no.
700/2223V10

- 9x drawer

Item no.
700/4302V10

- 10x drawer

Item no.
700/4501V10

705 x 736 x 1319 mm (W x D x H)

- Welded sheet steel construction
- Housing: powder-coated
- Drawers: galvanised
- Central locking
- Drawers with full pull-out (FP) 100%
- Drawers with 50 mm front height, load capacity 70 kg
  Drawers from 75 mm front height, load capacity 100 kg
- Drawer guides on ball-bearings
- Individual pull-out lock
- Individual locking per drawer possible
- Handle bars with insertable labelling strip
- Drawer front height: 50, 75, 100, 125, 150, 175, 200, 250, 300, 400 mm
- Usable drawer dimension: 600 x 600 mm
- Individual arrangements with 180 and 300 kg load capacity
  see page 98/99

Suitable divider material can be found on page 105

- 8x drawer

Item no.
713/0323V10

- 9x drawer

Item no.
713/1332V10



- 9x drawer

Item no.
713/0270V10

- 10x drawer

Item no.
713/2422V10

- 11x drawer

Item no.
713/4403V10

- 12x drawer

Item no.
713/0120V10

705 x 736 x 1519 mm (W x D x H)

- Welded sheet steel construction
- Housing: powder-coated
- Drawers: galvanised
- Central locking
- Drawers with full pull-out (FP) 100%
- Drawers with 50 mm front height, load capacity 70 kg
  Drawers from 75 mm front height, load capacity 100 kg
- Drawer guides on ball-bearings
- Individual pull-out lock
- Individual locking per drawer possible
- Handle bars with insertable labelling strip
- Drawer front height: 50, 75, 100, 125, 150, 175, 200, 250, 300, 400 mm
- Usable drawer dimension: 600 x 600 mm
- Individual arrangements with 180 and 300 kg load capacity see page 98/99

Drawer soft close

- Possible from front height 75 mm
- When placing your order, please indicate the desired number of drawers with soft close.
- The specified price is understood as a surcharge per drawer.
- Retrofitting on existing drawers is not possible.
- **Please note!** When opening the drawer, it must stay open for at least 5 seconds because of the soft close cylinder; otherwise the soft close mechanism will be damaged. Perfect functioning is then no longer guaranteed.

Item no.	Use from FH/load capacity
60.100.SC	75 mm - 100 kg
60.180.SC	100 mm - 180 kg



- 10x drawer

Item no.
715/0100V10



- 10x drawer

Item no.
715/1333V10



- 11x drawer

Item no.
715/2342V10



- 12x drawer

Item no.
715/0120V10



- 13x drawer

Item no.
715/0130V10



- 19x drawer

Item no.
715/1900V10

Drawer inserts | ABS



Trough plates | 56 parts
- 4x TP with 4 troughs
- 8x TP with 3 troughs
- 4x TP with 2 troughs
- 18x SDIV for 4 troughs
- 17x SDIV for 3 troughs
- 5x SDIV for 2 troughs

Item no.	Front height in mm
130	50/75

Small parts boxes | 32 parts
- 8x SPB 150 x 150 mm
- 8x SPB 75 x 150 mm
- 16x SPB 75 x 75 mm

Item no.	Front height in mm
132BLH50	50
132BLH75	75
132BLH100	100



Small parts boxes | 24 parts
- 12x SPB 150 x 150 mm
- 4x SPB 75 x 150 mm
- 8x SPB 75 x 75 mm

Item no.	Front height in mm
134BLH50	50
134BLH75	75
134BLH100	100



Metal divider | 7 parts
- 2x CCR 600 mm
- 5x DIV 200 mm

Item no.	Front height in mm
135BLH50	50
135BLH75	75
135BLH100	100/125
135BLH150	150/175
135BLH200	200/300



Metal divider | 13 parts
- 3x CCR 600 mm
- 10x DIV 150 mm

Item no.	Front height in mm
138BLH50	50
138BLH75	75
138BLH100	100/125
138BLH150	150/175
138BLH200	200/300



Metal divider | 11 parts
- 2x CCR 600 mm
- 3x DIV 100 mm
- 3x DIV 200 mm
- 3x DIV 300 mm

Item no.	Front height in mm
147BLH75	75
147BLH100	100/125
147BLH150	150/175
147BLH200	200/300



Metal divider | 10 parts
- 2x CCR 600 mm
- 8x DIV 200 mm

Item no.	Front height in mm
139BLH50	50
139BLH75	75
139BLH100	100/125
139BLH150	150/175
139BLH200	200/300

Metal divider | 5 parts
- 1x CCR 600 mm
- 4x DIV 300 mm

Item no.	Front height in mm
144BLH75	75
144BLH100	100/125
144BLH150	150/175
144BLH200	200/300



Metal divider | 23 parts
- 5x CCR 600 mm
- 18x DIV 100 mm

Item no.	Front height in mm
149BLH50	50
149BLH75	75
149BLH100	100/125
149BLH150	150/175
149BLH200	200/300

CCR = Centre compartment rails, DIV = Divider, SPB = Small Parts Box, TP = Trough Plate, SDIV = Slot-in divider



Usable height 400 to 1400 mm
Example:
Usable height 600 mm
Item no.
1070

Number of drawers (front height)
Example:
5 drawers
Usable height 600 mm

Complete order example:
Item no.
1050 +
3x 60.10.100V10
2x 60.10.150V10

Housing including locking system, cylinder lock and two keys

1070

Total height = usable height + 119 mm

1090

1015

Item no.	Dimensions in mm (WxDxH)	Usable height in mm
1050	1005 x 736 x 519	400
1060	1005 x 736 x 619	500
1070	1005 x 736 x 719	600
1080	1005 x 736 x 819	700
1090	1005 x 736 x 919	800
1000	1005 x 736 x 1019	900
1012	1005 x 736 x 1219	1100
1013	1005 x 736 x 1319	1200
1015	1005 x 736 x 1519	1400

Please visit our drawer cabinet configurator
www.awp.be



Drawers R 36-24 incl. rails

VA 100 kg 100%

900 x 600 mm (W x D) with full pull-out 100 % - 70/100 kg

Item no.	Front height	Shell height	Usable height	Load capacity
60.10.050V07	50	28	30	70 kg
60.10.075V10	75	56	58	100 kg
60.10.100V10	100	81	83	100 kg
60.10.125V10	125	81	108	100 kg
60.10.150V10	150	131	133	100 kg
60.10.175V10	175	131	158	100 kg
60.10.200V10	200	181	183	100 kg
60.10.250V10	250	181	233	100 kg
60.10.300 V10	300	181	283	100 kg

VA 180 kg 100%

900 x 600 mm (W x D) with full pull-out 100 % - 180 kg

Item no.	Front height	Shell height	Usable height	Load capacity
60.10.100V18	100	81	83	180 kg
60.10.125V18	125	81	108	180 kg
60.10.150V18	150	131	133	180 kg
60.10.175V18	175	131	158	180 kg
60.10.200V18	200	181	183	180 kg
60.10.250V18	250	181	233	180 kg
60.10.300V18	300	181	283	180 kg
60.10.30V18CNC	300	81	283	180 kg
60.10.40V18CNC	400	81	383	180 kg

VA 300 kg 100%

900 x 600 mm (W x D) with full pull-out 100 % - 300 kg

Item no.	Front height	Shell height	Usable height	Load capacity
60.10.150V30	150	131	133	300 kg
60.10.175V30	175	131	158	300 kg
60.10.200V30	200	181	183	300 kg
60.10.250V30	250	181	233	300 kg
60.10.300V30	300	181	283	300 kg

1005 x 736 x 719 mm (W x D x H)

- Welded sheet steel construction
- Housing: powder-coated
- Drawers: galvanised
- Central locking
- Drawers with full pull-out (FP) 100%
- Drawers with 50 mm front height: load capacity 70 kg; drawers from 75 mm front height: load capacity 100 kg
- Drawer guides on ball-bearings
- Individual pull-out lock
- Individual locking per drawer possible
- Handle bars with insertable labelling strip
- Drawer front height: 50, 75, 100, 125, 150, 175, 200, 250, 300, 400 mm
- Usable drawer dimension: 900 x 600 mm
- Individual arrangements with 180 and 300 kg load capacity see page 106/107

Drawer soft close

- Possible from front height 75 mm
- When placing your order, please indicate the desired number of drawers with soft close.
- The specified price is understood as a surcharge per drawer.
- Retrofitting on existing drawers is not possible.
- **Please note!** When opening the drawer, it must stay open for at least 5 seconds because of the soft close cylinder; otherwise the soft close mechanism will be damaged. Perfect functioning is then no longer guaranteed.

Item no.	Use from FH/load capacity
60.100.SC	75 mm - 100 kg
60.180.SC	100 mm - 180 kg

- 4x drawer

Item no.
170/0040V10

- 5x drawer

Item no.
170/0320V10

- 5x drawer

Item no.
170/1112V10

- 6x drawer

Item no.
170/2220V10

- 6x drawer

Item no.
170/0600V10

- 7x drawer

Item no.
170/4210V10

1005 x 736 x 819 mm (W x D x H)

- Welded sheet steel construction
- Housing: powder-coated
- Drawers: galvanised
- Central locking
- Drawers with full pull-out (FP) 100%
- Drawers with 50 mm front height: load capacity 70 kg; drawers from 75 mm front height: load capacity 100 kg
- Drawer guides on ball-bearings
- Individual pull-out lock
- Individual locking per drawer possible
- Handle bars with insertable labelling strip
- Drawer front height: 50, 75, 100, 125, 150, 175, 200, 250, 300, 400 mm
- Usable drawer dimension: 900 x 600 mm
- Individual arrangements with 180 and 300 kg load capacity see page 106/107

- 5x drawer

Item no.
180/0221V10

- 6x drawer

Item no.
180/2040V10

- 6x drawer

Item no.
180/2121V10

- 7x drawer

Item no.
180/3211V10

- 7x drawer

Item no.
180/22111V10

- 8x drawer

Item no.
180/4310V10

1005 x 736 x 1019 mm (W x D x H)

- Welded sheet steel construction
- Housing: powder-coated
- Drawers: galvanised
- Central locking
- Drawers with full pull-out (FP) 100%
- Drawers with 50 mm front height: load capacity 70 kg; drawers from 75 mm front height: load capacity 100 kg
- Drawer guides on ball-bearings
- Individual pull-out lock
- Individual locking per drawer possible
- Handle bars with insertable labelling strip
- Drawer front height: 50, 75, 100, 125, 150, 175, 200, 250, 300, 400 mm
- Usable drawer dimension: 900 x 600 mm
- Individual arrangements with 180 and 300 kg load capacity see page 106/107

Drawer soft close

- Possible from front height 75 mm
- When placing your order, please indicate the desired number of drawers with soft close.
- The specified price is understood as a surcharge per drawer.
- Retrofitting on existing drawers is not possible.
- **Please note!** When opening the drawer, it must stay open for at least 5 seconds because of the soft close cylinder; otherwise the soft close mechanism will be damaged. Perfect functioning is then no longer guaranteed.

Item no.	Use from FH/load capacity
60.100.SC	75 mm - 100 kg
60.180.SC	100 mm - 180 kg

- 6x drawer

Item no.
100/0213V10

- 7x drawer

Item no.
100/1231V10

- 8x drawer

Item no.
100/2141V10

- 9x drawer

Item no.
100/4221V10

- 9x drawer

Item no.
100/4311V10

- 10x drawer

Item no.
100/22510V10

1005 x 736 x 1319 mm (W x D x H)

- Welded sheet steel construction
- Housing: powder-coated
- Drawers: galvanised
- Central locking
- Drawers with full pull-out (FP) 100%
- Drawers with 50 mm front height, load capacity 70 kg
  Drawers from 75 mm front height, load capacity 100 kg
- Drawer guides on ball-bearings
- Individual pull-out lock
- Individual locking per drawer possible
- Handle bars with insertable labelling strip
- Drawer front height: 50, 75, 100, 125, 150, 175, 200, 250, 300, 400 mm
- Usable drawer dimension: 900 x 600 mm
- Individual arrangements with 180 and 300 kg load capacity
  see page 106/107

- 8x drawer

Item no.
113/0323V10

- 9x drawer

Item no.
113/2223V10

- 10x drawer

Item no.
113/3331V10

- 11x drawer

Item no.
113/22331V10

- 11x drawer

Item no.
113/2423V10

- 13x drawer

Item no.
113/42511V10

1005 x 736 x 1519 mm (W x D x H)

- Welded sheet steel construction
- Housing: powder-coated
- Drawers: galvanised
- Central locking
- Drawers with full pull-out (FP) 100%
- Drawers with 50 mm front height, load capacity 70 kg
  Drawers from 75 mm front height, load capacity 100 kg
- Drawer guides on ball-bearings
- Individual pull-out lock
- Individual locking per drawer possible
- Handle bars with insertable labelling strip
- Drawer front height: 50, 75, 100, 125, 150, 175, 200, 250, 300, 400 mm
- Usable drawer dimension: 900 x 600 mm
- Individual arrangements with 180 and 300 kg load capacity see page 106/107

Drawer soft close

- Possible from front height 75 mm
- When placing your order, please indicate the desired number of drawers with soft close.
- The specified price is understood as a surcharge per drawer.
- Retrofitting on existing drawers is not possible.
- **Please note!** When opening the drawer, it must stay open for at least 5 seconds because of the soft close cylinder; otherwise the soft close mechanism will be damaged. Perfect functioning is then no longer guaranteed.

Item no.	Use from FH/load capacity
60.100.SC	75 mm - 100 kg
60.180.SC	100 mm - 180 kg

- 8x drawer

Item no.
115/0044V10

- 10x drawer

Item no.
115/2224V10

- 12x drawer

Item no.
115/0921V10

- 12x drawer

Item no.
115/24321V10

- 13x drawer

Item no.
115/34231V10

- 14x drawer

Item no.
115/42611V10

Drawer inserts | ABS



Trough plates | 71 parts
- 8x TP with 4 troughs
- 8x TP with 3 troughs
- 8x TP with 2 troughs
- 23x SDIV for 4 troughs
- 14x SDIV for 3 troughs
- 10x SDIV for 2 troughs

Item no.	Front height in mm
150	50/75

Small parts boxes | 40 parts
- 16x SPB 150 x 150 mm
- 8x SPB 75 x 150 mm
- 16x SPB 75 x 75 mm

Item no.	Front height in mm
159BLH50	50
159BLH75	75
159BLH100	100/125



Metal divider | 20 parts
- 5x CCR 600 mm
- 15x DIV 150 mm

Item no.	Front height in mm
153BLH50	50
153BLH75	75
153BLH100	100/125
153BLH150	150/175
153BLH200	200/300



Metal divider | 5 parts
- 2x CCR 600 mm
- 3x DIV 300 mm

Item no.	Front height in mm
155BLH75	75
155BLH100	100/125
155BLH150	150/175
155BLH200	200/300



Metal divider | 24 parts
- 4x CCR 600 mm
- 16x DIV 150 mm
- 4x DIV 300 mm

Item no.	Front height in mm
171BLH75	75
171BLH100	100/125
171BLH150	150/175
171BLH200	200/300



Metal divider | 31 parts
- 7x CCR 600 mm
- 6x DIV 75 mm
- 9x DIV 100 mm
- 9x DIV 150 mm

Item no.	Front height in mm
172BLH50	50
172BLH75	75
172BLH100	100/125
172BLH150	150/175
172BLH200	200/300



Metal divider | 29 parts
- 8x CCR 600 mm
- 21x DIV 100 mm

Item no.	Front height in mm
161BLH50	50
161BLH75	75
161BLH100	100/125
161BLH150	150/175
161BLH200	200/300



Metal divider | 10 parts
- 2x CCR 600 mm
- 8x DIV 300 mm

Item no.	Front height in mm
166BLH75	75
166BLH100	100/125
166BLH150	150/175
166BLH200	200/300



Metal divider | 15 parts
- 3x CCR 600 mm
- 9x DIV 200 mm
- 3x DIV 300 mm

Item no.	Front height in mm
170BLH75	75
170BLH100	100/125
170BLH150	150/175
170BLH200	200/300

CCR = Centre compartment rails, DIV = Divider, SPB = Small Parts Box, TP = Trough Plate, SDIV = Slot-in divider

Usable height 700 to 1400 mm
Example:
Usable height 700 mm
Item no. 1380

Number of drawers (front height)
Example:
5 drawers
Usable height 700 mm

Complete order example:
Item no.
1380 +
2x 60.13.100V18
2x 60.13.150V18
1x 60.13.200V18

Housing including locking system, cylinder lock and two keys

1380 1300 1313

Housing incl. cylinder lock

Total height = usable height + 119 mm

Item no.	Dimensions in mm (WxDxH)	Usable height in mm
1380	1305 x 736 x 819	700
1390	1305 x 736 x 919	800
1300	1305 x 736 x 1019	900
1312	1305 x 736 x 1219	1100
1313	1305 x 736 x 1319	1200
1315	1305 x 736 x 1519	1400

Drawers R 48-24 incl. rails

VA
180 kg
100%

Width 1200 x 600 with full pull-out 100 %

Item no.	Front height	Shell height	Usable height	Load capacity
60.13.075V10	75	56	58	100 kg
60.13.100V18	100	81	83	180 kg
60.13.125V18	125	81	108	180 kg
60.13.150V18	150	131	133	180 kg
60.13.175V18	175	131	158	180 kg
60.13.200V18	200	181	183	180 kg
60.13.250V18	250	181	233	180 kg

Drawers with load capacity 300 kg on request.

1305 x 736 x 819 mm (W x D x H)

- Welded sheet steel construction
- Housing: powder-coated
- Drawers: galvanised
- Central locking
- Drawers with full pull-out (FP) 100%
- Drawers with 75 mm front height: load capacity 100 kg; drawers from 100 mm front height: load capacity 180 kg
- Drawer guides on ball-bearings
- Individual pull-out lock
- Individual locking per drawer possible
- Handle bars with insertable labelling strip
- Drawer front height: 75, 100, 125, 150, 175, 200, 250 mm
- Usable drawer dimension: 1200 x 600 mm
- Individual arrangements with 180 kg load capacity see page 114/115

Drawer soft close

- Possible from front height 75 mm
- When placing your order, please indicate the desired number of drawers with soft close.
- The specified price is understood as a surcharge per drawer.
- Retrofitting on existing drawers is not possible.
- **Please note!** When opening the drawer, it must stay open for at least 5 seconds because of the soft close cylinder; otherwise the soft close mechanism will be damaged. Perfect functioning is then no longer guaranteed.

Item no.	Use from FH/load capacity
60.100.SC	75 mm - 100 kg
60.180.SC	100 mm - 180 kg

- 5x drawer

Item no.
1380/0221V18

- 6x drawer

Item no.
1380/0420V18

- 6x drawer

Item no.
1380/2211V18

- 7x drawer

Item no.
1380/0700V18

1305 x 736 x 1019 mm (W x D x H)

- Welded sheet steel construction
- Housing: powder-coated
- Drawers: galvanised
- Central locking
- Drawers with full pull-out (FP) 100%
- Drawers with 75 mm front height, load capacity 100 kg
  Drawers from 100 mm front height, load capacity 180 kg
- Drawer guides on ball-bearings
- Individual pull-out lock
- Individual locking per drawer possible
- Handle bars with insertable labelling strip
- Drawer front height: 75, 100, 125, 150, 175, 200, 250 mm
- Usable drawer dimension: 1200 x 600 mm
- Individual arrangements with 180 kg load capacity see page 114/115

Suitable divider material can be found on page 119

- 6x drawer

Item no.
1300/0222V18

- 6x drawer

Item no.
1300/1122V18

- 7x drawer

Item no.
1300/2131V18

- 9x drawer

Item no.
1300/0900V18

1305 x 736 x 1319 mm (W x D x H)

- Welded sheet steel construction
- Housing: powder-coated
- Drawers: galvanised
- Central locking
- Drawers with full pull-out (FP) 100%
- Drawers with 75 mm front height, load capacity 100 kg
  Drawers from 100 mm front height, load capacity 180 kg
- Drawer guides on ball-bearings
- Individual pull-out lock
- Individual locking per drawer possible
- Handle bars with insertable labelling strip
- Drawer front height: 75, 100, 125, 150, 175, 200, 250 mm
- Usable drawer dimension: 1200 x 600 mm
- Individual arrangements with 180 kg load capacity see page 114/115

Drawer soft close

- Possible from front height 75 mm
- When placing your order, please indicate the desired number of drawers with soft close.
- The specified price is understood as a surcharge per drawer.
- Retrofitting on existing drawers is not possible.
- **Please note!** When opening the drawer, it must stay open for at least 5 seconds because of the soft close cylinder; otherwise the soft close mechanism will be damaged. Perfect functioning is then no longer guaranteed.

Item no.	Use from FH/load capacity
60.100.SC	75 mm - 100 kg
60.180.SC	100 mm - 180 kg



- 8 drawers

Item no.
1313/0323V18



- 10 drawers

Item no.
1313/0640V18



- 10 drawers

Item no.
1313/4141V18

- 12 drawers

Item no.
1313/0120V18

Drawer inserts | ABS and galvanised sheet steel



Small parts boxes | 48 parts
- 16x SPB 150 x 150 mm
- 32x SPB 75 x 150 mm

Item no.	Front height in mm
182BLH75	75
182BLH100	100/125



Small parts boxes | 64 parts
- 16x SPB 150 x 150 mm
- 16x SPB 75 x 150 mm
- 32x SPB 75 x 75 mm

Item no.	Front height in mm
181BLH75	75
181BLH100	100/125



Trough plates | 91 parts
- 8x TP with 4 troughs
- 12x TP with 3 troughs
- 12x TP with 2 troughs
- 23x SDIV for 4 troughs
- 21x SDIV for 3 troughs
- 15x SDIV for 2 troughs

Item no.	Front height in mm
180BLH75	75



Metal divider | 14 parts
- 5x CCR 600 mm
- 9x DIV 200 mm

Item no.	Front height in mm
185BLH75	75
185BLH100	100/125
185BLH150	150
185BLH200	200/300



Metal divider | 27 parts
- 7x CCR 600 mm
- 20x DIV 150 mm

Item no.	Front height in mm
184BLH75	75
184BLH100	100/125
184BLH150	150
184BLH200	200/300



Metal divider | 27 parts
- 8x CCR 600 mm
- 4x DIV 200 mm
- 15x DIV 100 mm

Item no.	Front height in mm
183BLH75	75
183BLH100	100/125
183BLH150	150
183BLH200	200/300

CCR = Centre compartment rails, DIV = Divider, SPB = Small Parts Box, TP = Trough Plate, SDIV = Slot-in divider

Insertable labelling strip

- Fold up transparent panel and insert label. Press panel down again.
- Labelling strip and transparent cover kit
- Height 20 mm

Item no.	Designation
01.050.007-1	R 18-24
01.070.007-1	R 24-24
01.100.007-1	R 36-24
01.130.007-1	R 48-24

Plastic milling tool holder

- with M3 bolt and nut
- Holders can be screwed together
- Height 26 mm

Item no.	Ø	Packaging unit
53.010.126	12.6	10
53.010.156	15.6	10
53.010.214	21.4	10
53.005.264	26.4	5
53.005.315	31.5	5
53.005.394	39.4	5

Divider elements, galvanised sheet steel

- Metal divider elements made from galvanised high-quality sheet metal
- Fine subdivision on the grid 25:25 mm

Metal divider, to be fixed between the drawer side and a slotted through or between 2 slotted throughs

Centre compartment rail

Item no.	Front in mm	WxD in mm
20.600.030	50	600 x 30
20.600.050	75	600 x 50
20.600.075	100	600 x 75
20.600.125	150	600 x 125
20.600.175	200	600 x 175

Divider
- Front 50 mm

Item no.	WxD in mm
30.050.30	50 x 30
30.075.30	75 x 30
30.100.30	100 x 30
30.150.30	150 x 30
30.200.30	200 x 30

Divider
- Front 75 mm

Item no.	WxD in mm
30.050.050	50 x 50
30.075.050	75 x 50
30.100.050	100 x 50
30.150.050	150 x 50
30.200.050	200 x 50
30.300.050	300 x 50

Divider
- Front 100 mm

Item no.	WxD in mm
30.050.075	50 x 75
30.075.075	75 x 75
30.100.075	100 x 75
30.150.075	150 x 75
30.200.075	200 x 75
30.300.075	300 x 75

Divider
- Front 150 mm

Item no.	WxD in mm
30.050.125	50 x 125
30.075.125	75 x 125
30.100.125	100 x 125
30.150.125	150 x 125
30.200.125	200 x 125
30.250.125	250 x 125
30.300.125	300 x 125

Divider
- Front 200, 250, 300 mm

Item no.	WxD in mm
30.075.175	75 x 175
30.100.175	100 x 175
30.125.175	125 x 175
30.150.175	150 x 175
30.200.175	200 x 175
30.250.175	250 x 175
30.300.175	300 x 175
30.400.175	400 x 175

Other sizes on request

Individual equipment T736 series

Hinged doors | cabinet width 555 und 705 mm, hinge left

- Hinged doors with twist lock cylinder lock and 2 keys

Item no.	Grid	Design	for usable height
01.050.700EL	R 18-24	one door	700 mm
01.070.700EL	R 24-24	one door	700 mm
01.050.800EL	R 18-24	one door	800 mm
01.070.800EL	R 24-24	one door	800 mm
01.050.900EL	R 18-24	one door	900 mm
01.070.900EL	R 24-24	one door	900 mm

Hinged doors | cabinet width 555 und 705 mm, hinge right

- Hinged doors with twist lock cylinder lock and 2 keys

Item no.	Grid	Design	for usable height
01.050.700ER	R 18-24	one door	700 mm
01.070.700ER	R 24-24	one door	700 mm
01.050.800ER	R 18-24	one door	800 mm
01.070.800ER	R 24-24	one door	800 mm
01.050.900ER	R 18-24	one door	900 mm
01.070.900ER	R 24-24	one door	900 mm

Double doors | cabinet width 1005 mm

- Hinged doors with twist lock cylinder lock and 2 keys

Item no.	Grid	Design	for usable height
01.100.700E	R 36-24	two doors	700 mm
01.100.800E	R 36-24	two doors	800 mm
01.100.900E	R 36-24	two doors	900 mm

Double doors | cabinet width 1305 mm

- Hinged doors with twist lock cylinder lock and 2 keys

Item no.	Grid	Design	for usable height
01.130.700E	R 48-24	two doors	700 mm
01.130.800E	R 48-24	two doors	800 mm
01.130.900E	R 48-24	two doors	900 mm

Metal cover upon double doors

- For a cabinet with drawers on top and doors below a metal cover will be fixed upon the doors.
- The using height is reduced by 100 mm

Item no.	Grid
01.100.BLFL	R 36-24
01.130.BLFL	R 48-24

Ribbed rubber mat on cabinet

- Oil-proof

Item no.	Dimensions in mm (WxDxH)
65.050.730	555 x 736 x 3
65.070.730	705 x 736 x 3
65.100.730	1005 x 736 x 3
65.130.730	1305 x 736 x 3

Ribbed rubber insert for drawer

- Oil-proof
- Smooth closing of the drawer also in connection with metal drawer subdivision

Item no.	Dimensions in mm (WxDxH)
120	450 x 600 x 3
140	600 x 600 x 3
160	900 x 600 x 3
186	1200 x 600 x 3



Non-slip mat secures tools

- Insert for drawer
- Smooth closing of the drawer also in connection with metal drawer subdivision

Item no.	Dimensions in mm (WxDxH)
65.051.731	450 x 600 x 3
65.071.731	600 x 600 x 3
65.101.731	900 x 600 x 3
65.131.731	1200 x 600 x 3

Shelf pull-out
- Full pull-out 100 %, load capacity 100 kg

Item no.	Grid
60.050.AZ VA	R 18-24
60.070.AZ VA	R 24-24
60.100.AZ VA	R 36-24

NEW

Bin drawer
- For R 18-24 housing, height 919 mm
- Full pull-out 100 %, load capacity 100 kg
- With a greater total housing height, additional drawers can be used

Item no.	Dimensions in mm (W x H)
60.50.600ASL	450 x 600 x 800

Cover plate
- Beech multiplex, oiled

Item no.	Dimensions in mm (WxDxH)
67.050.017	555 x 736 x 25
67.070.017	705 x 736 x 25
67.100.017	1005 x 736 x 25
67.130.017	1305 x 736 x 25

Cover plate
- Melamine resin coated chipboard
- RAL 7035
- 19 mm, screwable

Item no.	Dimensions in mm (WxDxH)
67.050.016	555 x 736 x 19
67.070.016	705 x 736 x 19
67.100.016	1005 x 736 x 19
67.130.016	1305 x 736 x 19

Shelf

Item no.	Dimensions in mm (WxDxH)
01.050.013	497 x 685 x 40
01.070.013	647 x 685 x 40
01.100.013	947 x 685 x 40
01.130.013	1247 x 685 x 40

Metal roll-off edge on 3 sides
- 20 mm height

Item no.	Dimensions in mm (WxDxH)
66.050.025	555 x 736 x 20
66.070.025	705 x 736 x 20
66.100.025	1005 x 736 x 20
66.130.025	1305 x 736 x 20

Lift truck base
- Cover plate front and rear

Item no.	Dimensions in mm (WxDxH)
01.050.012	555 x 736 x 112
01.070.012	705 x 736 x 112
01.100.012	1005 x 736 x 112
01.130.012	1305 x 736 x 112

Mobile addition
- 2x plastic push handle
- With 2 fixed and 2 steering casters Ø 125 mm, of which 2 with locks
- Steel plate for 555 mm and 705 mm width
- Steel tub for 1005 mm width

Item no.	Dimensions in mm (WxDxH)	Push handle arrangement
01.050.009	555 x 736 x 150	front
01.070.009	705 x 736 x 150	front
01.100.009	1005 x 736 x 150	front

MDF tool plates

- With the tool plates, you create order and clarity in the storage of your tools.
- Quickly within reach and sorted by size, the MDF tool plates make work easier.
- Ready for use with cabinet widths of 555, 705 and 1005 mm
- Possible with drawers with the following front heights
  100, 150, 200, 250, 300 mm

Front height	Usable height
100 mm	73 mm
150 mm	123 mm
200 mm	173 mm
250 mm	223 mm
300 mm	273 mm

Drawer cabinet width 555 mm

- 1x tool plate 300 x 300 mm
  1 plate: 144x Ø 10
- 4x tool plate 150 x 300 mm
  1x plate with: 66x Ø 12, 96x Ø 8, 126x Ø 6, 64x Ø 4, 64x Ø 5
- Usable drawer dimension (WxD)
  450 x 600 mm

Item no.
01MR18-24-02

Drawer cabinet width 705 mm

- 2x tool plate 300 x 300 mm
  1x plate with: 48x ER32, 64x ER25
- 4x tool plate 150 x 300 mm
  1x plate with: 50x ER16, 40x Ø 20, 50x Ø 16, 72x Ø 10
- Usable drawer dimension (WxD)
  600 x 600 mm

Item no.
01MR24-24-02

Drawer cabinet width 1005 mm

- 6x tool plate 300 x 300 mm
  1x plate with: 48x ER32, 64x ER25, 100x ER16, 80x Ø 20, 132x Ø 12, 192x Ø 8
- Usable drawer dimension (WxD)
  900 x 600 mm

Item no.
01MR36-24-01

- MDF (medium density fibreboard) tool plates available in 2 decor coatings: white and walnut, both coatings are of synthetic resin
- The 15 x 20 cm, 19 mm thick plates can be arranged freely
- Upright storage in the individual tool plates ensures that damage to expensive carbide cutting tools is avoided
- No unprotected cutting tools facing each other
- Special solutions as add-on and completely custom-made solutions possible
- Examples: dead length collets and draw-in collets, holders for eroding machines, lathe tools, workpiece clamping devices, hand tools, measuring equipment



Upon submission of an original sample, additional shapes can be produced individually.

MDF tool plates

- MDF (medium density fibreboard) tool plates
- Synthetic resin decor coating, white

- MDF (medium density fibreboard) tool plates
- Synthetic resin decor coating, walnut



Size	Number of tools	Item no. | White	Item no. | Walnut
Ø 3	216	01M152003	01M152003w
Ø 4 + Ø 5	60+60	01M152004+05	01M152004+05w
Ø 6	110	01M152006	01M152006w
Ø 8	90	01M152008	01M152008w
Ø 10	80	01M152010	01M152010w
Ø 12	63	01M152012	01M152012w
Ø 16	42	01M152016	01M152016w
Ø 20	30	01M152020	01M152020w
ER16	36	01M1520ER16	01M1520ER16w
ER25	32	01M1520ER25	01M1520ER25w
ER32	16	01M1520ER32	01M1520ER32w



Size	Number of tools	Item no. | White	Item no. | Walnut
Ø 3	104	01M153003	01M153003w
Ø 4 + Ø 5	64+64	01M153004+05	01M153004+05w
Ø 6	126	01M153006	01M153006w
Ø 8	96	01M153008	01M153008w
Ø 10	72	01M153010	01M153010w
Ø 12	66	01M153012	01M153012w
Ø 16	50	01M153016	01M153016w
Ø 20	40	01M153020	01M153020w
ER16	50	01M1530ER16	01M1530ER16w
ER25	32	01M1530ER25	01M1530ER25w
ER32	24	01M1530ER32	01M1530ER32w



Size	Number of tools	Item no. | White	Item no. | Walnut
Ø 3	208	01M303003	01M303003w
Ø 4 + Ø 5	128+128	01M303004+05	01M303004+05w
Ø 6	252	01M303006	01M303006w
Ø 8	192	01M303008	01M303008w
Ø 10	144	01M303010	01M303010w
Ø 12	132	01M303012	01M303012w
Ø 16	100	01M303016	01M303016w
Ø 20	80	01M303020	01M303020w
ER16	100	01M3030ER16	01M3030ER16w
ER25	64	01M3030ER25	01M3030ER25w
ER32	48	01M3030ER32	01M3030ER32w

Locking system

Grid:	R 12-14	R 24-12	R 24-16	R 12-16	R 18-16	R 24-16	R 36-16	R 18-24	R 24-24	R 36-24	R 48-24

Accessories and spare parts

For drawer cabinets

Item no.	Designation
01.050.001	Lock for drawer cabinet with 2 keys, 360° locking
01.050.002	Lock for drawer cabinet with 2 keys, keyed alike
01.050.003	Keys, 2 pcs set
01.050.005B	Master key for locking system B Please indicate year of purchase when re-ordering.

For hinged door cabinets and roller shutter cabinets

04.155.2Schloß	Moulded recess lock for hinged door with 2 keys
02.95.01Schloß	Push lock for roller shutter cabinet with 2 keys

For workbenches

Item no.	Designation
03.785.001	Moulded recess lock with 2 keys for hinged door of workbench
03.785.001-1	Lock for single drawer with 2 keys (bolt lock)
03.785.002	Lock, 2 pcs set for single drawer and one hinged door (moulded recess lock)
03.785.002-1	Lock, 2 pcs set for 2 drawer blocks
03.785.002-2	Moulded recess lock for hinged door and lock for drawer block with 2 keys each
03.785.003	Lock, 3 pcs set for 1 drawer block + 1 single drawer and 1 hinged door
03.785.004	Lock, 4 pcs set for 2 hinged doors + 2 single drawers
03.785.006	Lock, 6 pcs set for 3 single drawers + 3 hinged doors

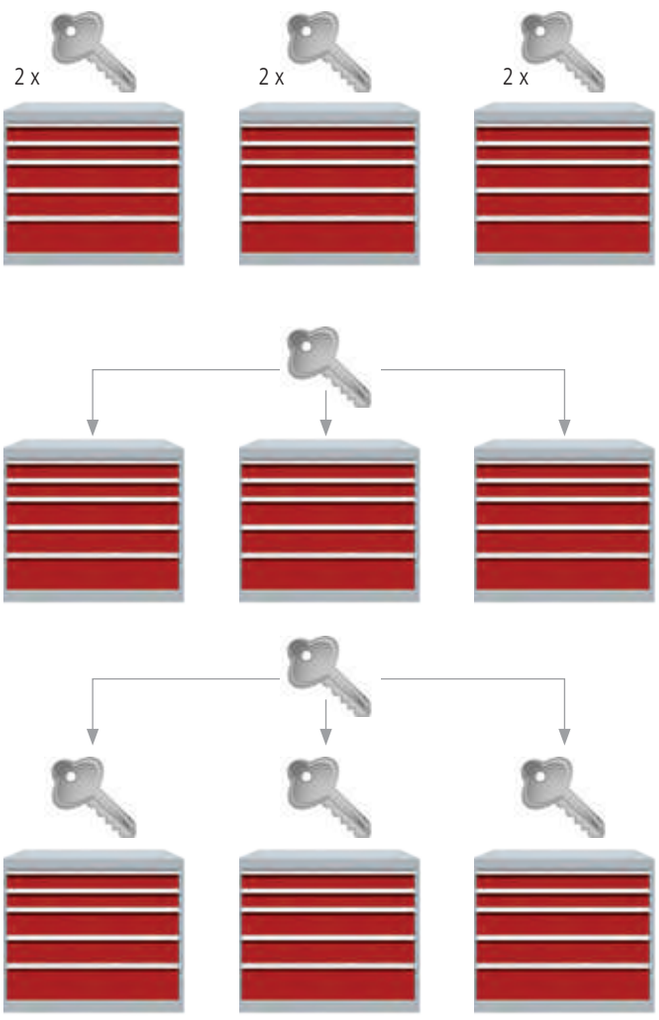

Standard equipment Individually keyed	Only a certain cabinet can be opened with each key.
Keyed alike	All locks use the same key.
Master locking system	Cabinets with different locks can be opened with a master key.

Your advantages/benefits

Self-explanatory and easy to programme
- Easy teaching-in and deletion of users by means of master code/master card
- No complicated administration software or programming via a PC/laptop

High user friendliness
- Freely selectable user code of 4-12 digits, example: awaken with # key, enter code "1234", confirm with # key, cylinder opens, turn knob, done!
- Easy to change code
- Emergency opening using master code/master card

Perfect integration into your RFID access control (HF) possible
- Use cards, tags or wristbands with HF RFID (MIFARE, ICODE)
- Consequently, you do not need any additional keys or cards following the maxim "one key fits all"

Elimination of key management
- No more lost keys
- No more discontinued keys
- No more replicating keys
- No innumerable and new keys
- No additional administration

Change to save!
- The industry has calculated that an average of EUR 34.00 per cabinet is spent over the years to replace keys and locks.
- Changing to pin code or RFID technology thus saves consequential costs

Long service life without changing batteries

- **Hinged door cabinet with PIN code**

Item no.
ML32FLT

- **USB charging (rechargeable battery) or power supply (battery):**

1. Connect a 5V micro-USB cable, which you connect to a smartphone or a mains or 12-V socket
2. Now open with a master/user code or card

Item no.
ML32USB

- Standard battery or battery operation with 3 AAA cells
- The low energy consumption ensures a service life of 2 years based on 10 cycles per day
- A low charge status is signalled visually and audibly in good time
- Rechargeable batteries can also be used

Emergency opening and battery charging via simple mini USB power supply
- If the battery is discharged or the rechargeable batteries need to be charged, this is possible using commercially available 5V micro USB chargers via the mains or 12V devices (Smartphone, PC, etc.)

RFID card
- A maximum of 20 users is possible

Item no.
ML32RFIDK

Chip
- A maximum of 20 users is possible

Item no.
ML32CHIP



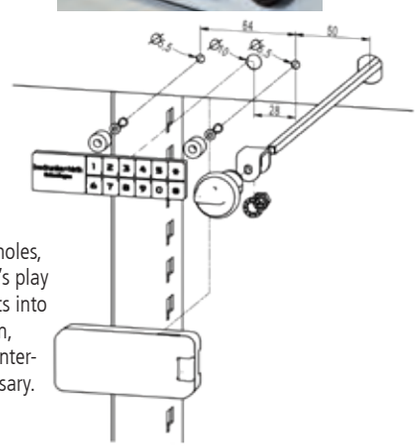

Simple retrofitting and assembly
- 1-2-3 and done! With 3 simple holes, retrofitting every cabinet is child's play
- The electronic locking cylinder fits into our industrial cylinder perforation, which makes complex cuts and interventions in the housing unnecessary.

- Splash water protection
- Extremely low energy consumption
- Vertical and horizontal installation position
- Simple assembly
- Protected battery compartment

Electronic lock

Advantages

- High user friendliness
- Freely selectable user code of 4-12 digits
- Simple user administration
- Teach-in/deletion system using master code
- Emergency opening with master code
- Easy to change code

- Electronic operating panel 0-9 (ABS)
- Electromechanical knob (die-cast zinc finish)
- Battery pack (3xAAA alkaline)
- Master/user code (4-12 digits)

Item no.	Quantity(pieces)
ML32HPVH1	1

RFID lock

Advantages

- Up to 20 users can be managed with a master card
- High user friendliness
- Standard 13.56 Mhz MIFARE
- Easy integration into existing RFIDs
- Simple user administration
- Teach-in/deletion system using master card
- Emergency opening with master card

- RFID receiver module (ABS)
- Electromechanical knob (die-cast zinc finish)
- Battery pack (3xAAA alkaline)
- Master/user card (standard, 13.56MHz)
- A maximum of 20 users is possible

Item no.	Quantity(pieces)
ML32HRVH	1

BeCode Air lock

- 3 different card types:
  main admin card, admin card, keycard
- A maximum of 67 users is possible
- When placing your order, please indicate whether you are already using this lock.

Item no.	Quantity(pieces)
RFIDBELAIR1	1

Advantages

- High user friendliness
- Simple user administration
- Teach-in/deletion system using master code
- Emergency opening with master code
- Easy to change code

Grid:	R 12-14	R 24-12	R 24-16	R 12-16	R 18-16	R 24-16	R 36-16	R 18-24	R 24-24	R 36-24	R 48-24

Aqurado ABS drawer divider
Create order according to the 5S method and organise your workplace more effectively. Well-structured workplace organisation improves work efficiency, reduces search times and thus increases productivity.

Concept:
- Selecting
- Sorting
- Cleaning
- Standardise
- Self-discipline

Textured mat

Item no.	Dimensions in mm (WxD)
03.AQ.555	456 x 600 mm
03.AQ.705	600 x 600 mm
03.AQ.3907	624 x 1584 mm

Score and break to fit textured mat to size.

Item no.	03.AQ-0100	03.AQ-0101	03.AQ-0112	03.AQ-0122	03.AQ-0104	03.AQ-0110
Dimensions in mm (WxDxH)	96 x 48 x 24	96 x 96 x 24	96 x 144 x 24	72 x 192 x 24	96 x 192 x 24	96 x 288 x 24
Internal dimensions in mm (WxDxH)	37 x 85 x 18	85 x 85 x 18	85 x 133 x 18	62 x 181 x 18	85 x 151 x 18	85 x 277 x 18

Item no.	03.AQ-0105	03.AQ-0111	03.AQ-0121	03.AQ-0106	03.AQ-0107	03.AQ-0108
Dimensions in mm (WxDxH)	96 x 96 x 48	96 x 144 x 48	72 x 192 x 48	96 x 192 x 48	96 x 240 x 48	96 x 288 x 48
Internal dimensions in mm (WxDxH)	85 x 85 x 42	85 x 133 x 42	62 x 182 x 42	85 x 181 x 42	85 x 229 x 42	85 x 277 x 42

Item no.	03.AQ-0109	03.AQ-0116	03.AQ-0117	03.AQ-0114	03.AQ-0115
Dimensions in mm (WxDxH)	96 x 336 x 48	144 x 144 x 48	144 x 192 x 48	144 x 384 x 48	240 x 336 x 48
Internal dimensions in mm (WxDxH)	85 x 325 x 42	133 x 133 x 42	133 x 181 x 42	133 x 373 x 42	229 x 325 x 42

	3 troughs	2 troughs	8 troughs	End piece, 1 trough for length adaptation	End piece, 1 trough for length adaptation	End piece, 1 trough for length adaptation
Item no.	03.AQ-0102	03.AQ-0103	03.AQ-0113	03.AQ-1118	03.AQ-1122	03.AQ-1119
Dimensions in mm (WxDxH)	192 x 96 x 24	96 x 288 x 24	144 x 192 x 24	48 x 73 x 24	72 x 92 x 24	96 x 96 x 24
Internal dimensions/trough	24 x 181 x 18	40 x 277 x 18	132 x 22 x 18	Trough 37	Trough 62	Trough 85

	Allen key box 1.5 / 2 / 2.5 / 3 / 4 / 5 / 6 / 8 / 10	Calliper gauge box, up to measuring range 150	Twist drill box, 1.0 - 6.0 0.1 increasing	Twist drill box, 6.1 - 10 0.1 increasing	Open-ended/ring spanners 12 spanners AF 4 - 24	Double-ended ring spanners 8 spanners AF 6 - 24
Item no.	03.AQ-2112	03.AQ-2113	03.AQ-2115	03.AQ-2116	03.AQ-2110	03.AQ-2111
Dimensions in mm (WxDxH)	96 x 288 x 24	96 x 288 x 24	144 x 144 x 48	144 x 192 x 48	240 x 336 x 48	240 x 336 x 48

	Screwdriver box, for 6 screwdrivers	Socket key box ½, for 22 pieces AF 10 - 32	Multimedia box for 11 CDs	Adhesive pads PU 34 pieces not shown	Label plate, vertical	Label plate, horizontal
Item no.	03.AQ-2114	03.AQ-2123	03.AQ-2117	03.AQ-4103	03.AQ-4104	03.AQ-4105
Dimensions in mm (WxDxH)	144 x 384 x 48	144 x 384 x 48	144 x 192 x 48		13 x 45	15 x 48

Grid:	R 12-14	R 24-12	R 24-16	R 12-16	R 18-16	R 24-16	R 36-16	R 18-24	R 24-24	R 36-24	R 48-24

For all series

The drawer inserts are made from high-grade plastic and can be inserted into the drawer using the modular principle.
The trough plates and small parts boxes can be inserted lengthwise and widthwise. Basic grid 150 x 150 mm. Material ABS.

Trough plates 150 x 150 x 30 mm

- With 2 troughs 70 mm

Item no.	Packaging unit
50.002.070	1
50002070SE	4

- With 3 troughs 46 mm

Item no.	Packaging unit
50.003.046	1
50003046SE	4

- With 4 troughs 34 mm

Item no.	Packaging unit
50.004.034	1
50004034SE	4

Trough dividers including labelling strip

- For 1x trough

Item no.	Packaging unit
51.002.070	1
51002070SE	10

- For 3x trough

Item no.	Packaging unit
51.003.046	1
51003046SE	20

- For 4x trough

Item no.	Packaging unit
51.004.034	1
51004034SE	20

Spacer bars

Spacer bars are used to secure the plastic subdivision. Sizes that are not indicated do not require spacer bars.

Spacer bars for trough plates

Item no.	Usable drawer dimension
50.500.MP	450 x 600 mm
50.700.MP	600 x 600 mm
50.100.MP	900 x 600 mm

CCR = Centre compartment rails, DIV = Divider, SPB = Small Parts Box, TP = Trough Plate, SDIV = Slot-in divider
PU = Packaging unit

Small parts boxes including labelling strip

Front 50 mm
- 150 x 150 x 28 mm

Item no.	Packaging unit
53.150.150.30	1
5315015030SE	4

Front 75 mm
- 150 x 150 x 52 mm

Item no.	Packaging unit
52.150.150	1
52150150SE	4

Front 100 mm
- 150 x 150 x 66 mm

Item no.	Packaging unit
53.150.150.65	1
5315015065SE	4

Front 50 mm
- 150 x 75 x 28 mm

Item no.	Packaging unit
53.150.075.30	1
5315007530SE	8

Front 75 mm
- 150 x 75 x 52 mm

Item no.	Packaging unit
52.150.075	1
52150075SE	8

Front 100 mm
- 150 x 75 x 66 mm

Item no.	Packaging unit
53.150.075.65	1
5315007565SE	8

Front 50 mm
- 75 x 75 x 28 mm

Item no.	Packaging unit
53.075.075.30	1
5307507530SE	16

Front 75 mm
- 75 x 75 x 52 mm

Item no.	Packaging unit
52.075.075	1
52075075SE	16

Front 100 mm
- 75 x 75 x 66 mm

Item no.	Packaging unit
53.075.075.65	1
5307507565SE	16

Spacer bars

Spacer bars are used to secure the plastic subdivision. Sizes that are not indicated do not require spacer bars.

For small parts box front 50

50.700.KTK1	600 x 600 mm
50.100.KTK1	900 x 600 mm

For small parts box front 100

50.700.KTK2	600 x 600 mm
50.100.KTK2	900 x 600 mm

Individual equipment

- Drawer cabinet R 24-24
- Full pull-out 100 %, load capacity 100 kg per drawer

- 7 drawers

Item no.	Dimensions in mm (WxDxH)
700/0421V10	705 x 736 x 1019

NEW



Inlet, untreated

- 2 colours: blue 5 mm
- Black: 20 mm height

Item no.	LxW in mm
08.90.10	600 x 300
08.90.11	600 x 400
08.90.45.60	450 x 600
08.90.60.60	600 x 600
08.90.90.60	900 x 600

Cutting tool, narrow, 20 mm

Item no.
08.90.02

Cutting tool, semi-circular, 20 x 20 mm

Item no.
08.90.03

Cutting tool, wide, 50 mm

Item no.
08.90.01

Tool sets 600 x 300 mm

Detailed description from page 460



Key set, 21 pcs

Item no.
08.88.204

Tubular socket/double ended flexible joint keys, 16 pcs

Item no.
08.88.201

Set of T-handle screwdrivers, 15 pcs

Item no.
08.88.200

Set of pliers/screwdrivers, 14 pcs

Item no.
08.88.206

Set of hammers, files, chisels and saws, 16 pcs

Item no.
08.88.203

Set of 1/4"-12" socket keys, 71 pcs

Item no.
08.88.205

MRS®
Modular shelving system

The MRS® at a glance Page 140

1. Frames and walls Page 146

2. Shelves and dividers Page 148



3. Drawers Page 150

New variants

4. Vertical pull-outs Page 158

5. Accessories for vertical pull-outs Page 160

6. Hinged doors Page 162

New variants

Finished modules Page 164

Modulares Regal System at a glance

1	Support frame	Page 146	6	Level compensation plate	Page 147
2	Rear wall	Page 146	7	Floor anchoring	Page 147
3	Side end wall	Page 147	8	Universal shelf | 500 kg	Page 149
4	Partition wall	Page 147	9	Shelf | 250 kg	Page 149
5	Diagonal cross-brace	Page 147	10	Divider for shelf	Page 149

MADE IN GERMANY

6 steps to your MRS®

1. Frames and walls
Select the required height and width of your drawer shelving and rear wall or diagonal cross-braces for stabilisation.

2. Shelves and dividers
In the 2nd step, you can select your shelves and dividers.

3. Drawers
Select the required drawers or CNC drawers and the drawer divider material. Electrical locking systems are also possible.

4. Vertical pull-outs
In the 4th step, you can select vertical pull-outs. These are ideal for heavy CNC tools.

5. Accessories for vertical pull-outs
Here you can obtain accessories such as shelves or perforated walls for vertical pull-outs. Give your MRS® the finishing touch.

6. Hinged doors
Are you still missing hinged doors? You can find these on/ from page 162

11	Side panel	Page 149
12	Drawers	Page 152
13	Vertical pull-outs	Page 159
14	Half shelf/vertical pull-out	Page 160
15	Perforated wall	Page 160
16	CNC half shelf	Page 160
17	CNC suspension	Page 161
18	Hinged doors	Page 163

Modulares Regal System

The MRS® - modular shelving system - enables flexible interior design at all times. Drawers, shelves, vertical pull-outs, CNC storage systems and closed hinged door cabinets can be ideally integrated into a single product. The system offers three different heights.

The unique feature of the product is its individuality. Configure your drawer shelving as you require. Our extensive range of equipment and accessories offers you a large number of constructive alternatives for implementing highly diverse spatial planning economically. The drawer shelving can be subsequently extended and expanded with additional modules. It combines the advantages of a drawer cabinet with the advantages of shelving, thus creating a product that can be perfectly adapted to your requirements thanks to the optimal use of space. Not only can you use the MRS® as wall cabinet shelving, but also as a room divider.

"We offer our customers complete support, from planning to installation."

Precise visualisation of your draw shelving thanks to our planning programs

With a library containing all our products for the SketchUp drawing program, this planning program - along with the pCon drawing program - is the ideal design tool for fast, efficient, three-dimensional modelling and presentation.
Free, flexible designs are produced in no time at all in order to implement your requirements, layouts, size and colour choice with creativity and dynamism.

By building up our extensive library, we are in a position to visualise your ideas and suggestions quickly and easily in 3D.
Can you visualise what your modular shelving system could look like? Let us show you.

Loads:

kg 500 UNIVERSAL SHELF

kg 300 VERTICAL PULL-OUTS

kg 250 SHELF

VA 100 kg 100% DRAWER FP 100 KG

VA 180 kg 100% DRAWER FP 180 KG

Module height

Height in mm	Usable height in mm
2030	1906
2430	2306
2830	2706

Module width

Partition	Usable width in mm	Depth in mm
700	651	733
1000	951	733

Usable drawer dimensions

Partition	Internal dimensions in mm	Grid
700	600 x 600	R 24-24
1000	900 x 600	R 36-24

Individual solutions

MRS® – the modular shelving system is designed in an endless construction.
Expand your furnishing requirements at any time. If they do not fit in exactly, we will offer you our wall endings as an individual solution. Contact us!

Thanks to its excellent workmanship and material quality, the MRS® is a long-term investment for your company.

- Good price-performance ratio
- Simple assembly
- High flexibility
- High quality
- Order and structure
- Perfect detailed solutions
- Various RAL colours

Dimensioning in mm

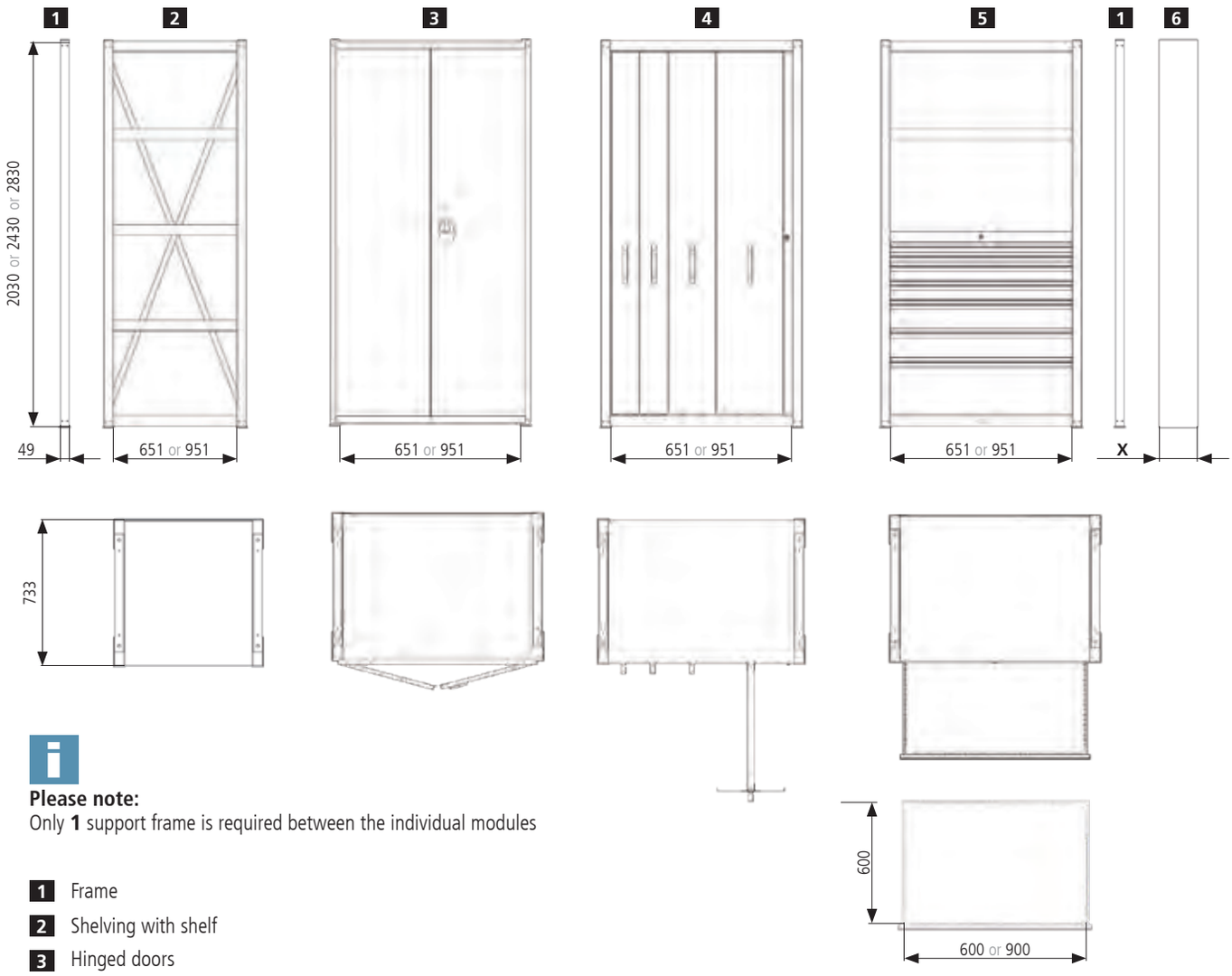

Please note:
Only **1** support frame is required between the individual modules

1 Frame
2 Shelving with shelf
3 Hinged doors
4 Vertical pull-out 300 kg
5 Drawers FP 100 kg, FP 180 kg
6 Wall ending

SHELVING LENGTH =	number of frames x 49 mm + usable widths. With side end walls, an additional 25 mm must be added per wall.
WALL ENDING **X** =	Wall length- SHELVING LENGTH

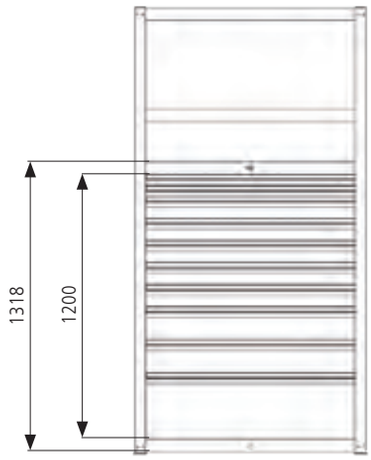

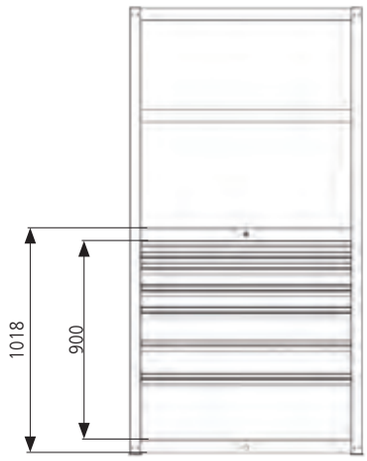

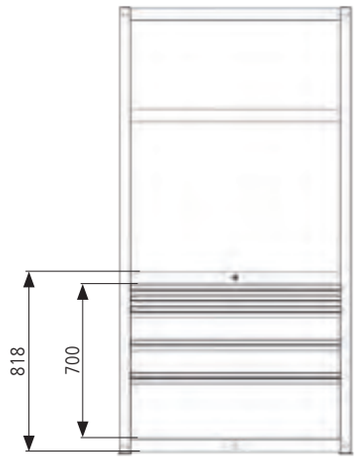

Please note:
The usable heights 1200, 900 and 700 correspond to the total height of fronts.

Example:
Usable height 1200 ⟶ 12x 100 mm front height = 1200 mm total height of fronts
Usable height 900 ⟶ 9x 100 mm front height = 900 mm total height of fronts
Usable height 700 ⟶ 7x 100 mm front height = 700 mm total height of fronts

Please note:
The usable widths 900 and 600 correspond to the total width of fronts.

Example:
Usable width 900 ⟶ 2x 150, 1x 250, 1x 350 mm front width = 900 mm total width of fronts
Usable width 600 ⟶ 1x 250, 1x 350 mm front width = 600 mm total width of fronts

1. Frames and walls

Select the required **height** and **width** of the shelf. For the usable width, you can choose between the two widths **651** mm and **951** mm. The support frame with perforations on both sides is used to hang base carriers and drawer rails in position. To achieve a stabilising effect, a divided rear panel made from high-quality steel sheet is bolted into place. Diagonal cross-braces can also be used instead of a rear wall for lengthwise stabilisation. Additionally, you can chose side end walls and partition walls. You can use these in any way you want.

Support frame
- Made of high-quality sheet steel
- Carrier with subdividing holes on both sides
- 25 mm spacing between holes
- For hanging the base carriers and drawer rails
- Incl. 2 floor anchors

Item no.	Dimensions in mm (WxDxH)
SRTR200	49 x 733 x 2030
SRTR240	49 x 733 x 2430
SRTR280	49 x 733 x 2830

Rear wall
- Made of high-quality sheet steel in two parts
- Rear wall has a stabilising effect
- Prevents reaching through

Item no.	Dimensions in mm (W x H)	Number of parts/height in mm
SRRW070/20	725 x 2003	2x 1007
SRRW070/24	725 x 2403	1x 1007, 1x 1407
SRRW070/28	725 x 2803	1x 1007, 1x 1807
SRRW100/20	1025 x 2003	2x 1007
SRRW100/24	1025 x 2403	1x 1007, 1x 1407
SRRW100/28	1025 x 2803	1x 1007, 1x 1807

Side end wall
- Made of high-quality sheet steel
- For covering the sides of the shelving
- For hanging in the rack frame with base carriers

Item no.	Dimensions in mm (WxDxH)
SRSAW200	25 x 733 x 2018
SRSAW240	25 x 733 x 2418
SRSAW280	25 x 733 x 2818

Partition wall
- Made of high-quality sheet steel
- For hanging in the support frame
- Anti-theft protection
- Can also be used when installing facing doors

Item no.	Dimensions in mm (WxDxH)
SRZW200	18 x 591 x 1928
SRZW240	18 x 591 x 2328
SRZW280	18 x 591 x 2728

Diagonal cross-brace
- For lengthwise stabilisation instead of a rear wall
- A diagonal cross-brace or a rear wall is required for the 1st and 4th fields
- Standard size for all offered heights and widths

Item no.	Dimensions in mm (WxDxH)
SRDK	728 x 4 x 1870

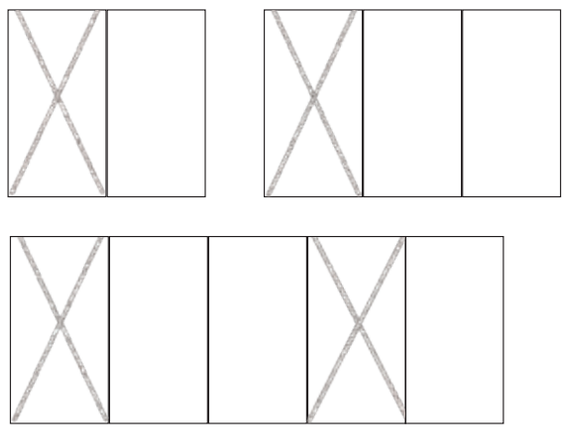

Example arrangements with diagonal cross-braces/rear walls

Level compensation plate
- Enables precise alignment even on an uneven floor

Item no.	Dimensions in mm (WxDxH)
SRNAP1	60 x 150 x 1
SRNAP2	60 x 150 x 2
SRNAP4	60 x 150 x 4

Floor anchoring
- For anchoring the drawer shelving

Item no.	Dimensions in mm (Ø x H)
SRBV	Ø 12 x 110

2. Shelves and dividers

In the 2nd step, you can select your shelves and dividers made of high-quality sheet steel. Universal shelves are used for the top and bottom of the drawer shelving. These are available smooth or slotted and have a load capacity of up to 500 kg. Standard shelves are available with a maximum load capacity of 250 kg. Side panels are used to create the sides of internal spaces. Special dividers are available to subdivide the slotted shelves. In order to use the lower shelf, you require another shelf (universal shelf 500 kg or smooth shelf 250 kg)



Shelf divider for individual subdivision of the slotted shelves.



Smooth shelf

- Inserted into the support frame as an intermediate shelf

kg 250

Item no.	Dimensions in mm (WxDxH)
SRFBGL070	651 x 731 x 25
SRFBGL100	951 x 731 x 25

Slotted shelf

- Inserted into the support frame as an intermediate shelf
- The slots are use to attach dividers

kg 250

Item no.	Dimensions in mm (WxDxH)
SRFBGE070	651 x 731 x 25
SRFBGE100	951 x 731 x 25

Smooth universal shelf

- This shelf is screwed into the support frame as a top and bottom
- Additionally, it can also be used as a heavy load shelf between support frames

kg 500

Item no.	Dimensions in mm (WxDxH)
SRUNFBGL070	651 x 731 x 56
SRUNFBGL100	951 x 731 x 56

Universal shelf, slotted

- This shelf is screwed into the support frame as a top and bottom
- Additionally, it can also be used as a heavy load shelf between support frames
- The slots are use to attach dividers

kg 500

Item no.	Dimensions in mm (WxDxH)
SRUNFBGE070	651 x 731 x 56
SRUNFBGE100	951 x 731 x 56

Divider for shelf

- For subdividing the slotted shelves

Item no.	Dimensions in mm (DxH)
SRFBTB095	700 x 95
SRFBTB145	700 x 145
SRFBTB195	700 x 195

Side panel

- As a side barrier
- Prevents tools/materials from falling off at the sides

Item no.	Dimensions in mm (DxH)
SRSB095	614 x 95
SRSB145	614 x 145
SRSB195	614 x 195

3. Drawers

In the next step, you have the opportunity to adapt the drawer and the drawer divider material to your requirements. Furthermore, you can incorporate various locking systems. You can also select the variants for your CNC area.

Please note:
The usable heights 1200, 900 and 700 correspond to the total height of fronts.
EXAMPLE:

Usable height 1200 → 12x 100 mm front height = 1200 mm total height of fronts
Usable height 900 → 9x 100 mm front height = 900 mm total height of fronts
Usable height 700 → 7x 100 mm front height = 700 mm total height of fronts

Support tray set with cylinder lock for drawer

Electrical locking systems
please see page 131

Support tray set with cylinder lock for drawer

- Cylinder lock and two keys
- Various locking mechanisms can be incorporated into the top

Item no.	Dimensions in mm (WxDxH)	Usable drawer heights **H**	Grid
SRSTS070/080	651 x 731 x 818	700	24-24
SRSTS070/100	651 x 731 x 1018	900	24-24
SRSTS070/130	651 x 731 x 1318	1200	24-24
SRSTS100/080	951 x 731 x 818	700	36-24
SRSTS100/100	951 x 731 x 1018	900	36-24
SRSTS100/130	951 x 731 x 1318	1200	36-24

A rear wall is essential when using drawers. Partition walls or side end walls are important due to the locking mechanism so that anti-theft protection is ensured.

Width 600 mm | Depth 600 mm

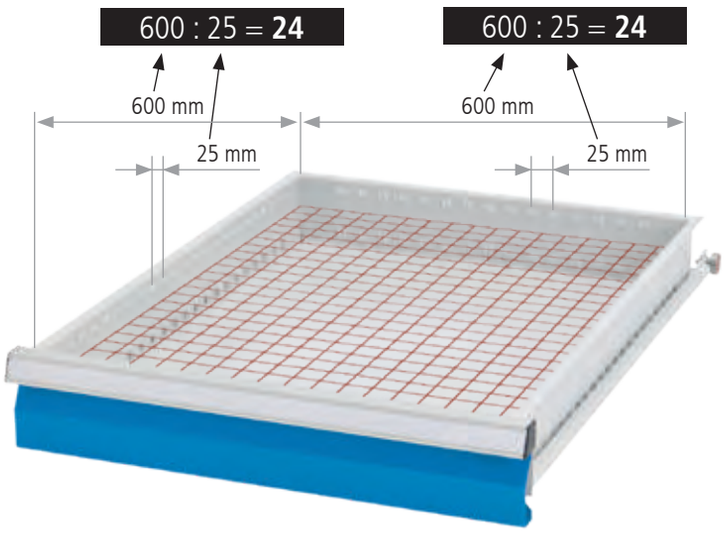

VA 100 kg 100%

Width 600 x 600 with full pull-out 100 % - 70/100 kg

Item no.	Front height	Shell height	Usable height	Load capacity
60.70.050V07	50	28	30	70 kg
60.70.075V10	75	56	58	100 kg
60.70.100V10	100	81	83	100 kg
60.70.125V10	125	81	108	100 kg
60.70.150V10	150	131	133	100 kg
60.70.175V10	175	131	158	100 kg
60.70.200V10	200	181	183	100 kg
60.70.250V10	250	181	233	100 kg
60.70.300V10	300	181	283	100 kg

Drawers with load capacity 300 kg see page 99

VA 180 kg 100%

Width 600 x 600 with full pull-out 100 % - 180 kg

Item no.	Front height	Shell height	Usable height	Load capacity
60.70.100V18	100	81	83	180 kg
60.70.125V18	125	81	108	180 kg
60.70.150V18	150	131	133	180 kg
60.70.175V18	175	131	158	180 kg
60.70.200V18	200	181	183	180 kg
60.70.250V18	250	181	233	180 kg
60.70.300V18	300	181	283	180 kg

Drawer inserts | ABS



Trough plates | 56 parts
- 4x TP with 4 troughs
- 8x TP with 3 troughs
- 4x TP with 2 troughs
- 18x SDIV for 4 troughs
- 17x SDIV for 3 troughs
- 5x SDIV for 2 troughs

Item no.	Front height in mm
130	50/75

Small parts boxes | 32 parts
- 8x SPB 150 x 150 mm
- 8x SPB 75 x 150 mm
- 16x SPB 75 x 75 mm

Item no.	Front height in mm
132BLH50	50
132BLH75	75
132BLH100	100

Small parts boxes | 24 parts
- 12x SPB 150 x 150 mm
- 4x SPB 75 x 150 mm
- 8x SPB 75 x 75 mm

Item no.	Front height in mm
134BLH50	50
134BLH75	75
134BLH100	100



Metal divider | 7 parts
- 2x CCR 600 mm
- 5x DIV 200 mm

Item no.	Front height in mm
135BLH50	50
135BLH75	75
135BLH100	100/125
135BLH150	150/175
135BLH200	200/300



Metal divider | 13 parts
- 3x CCR 600 mm
- 10x DIV 150 mm

Item no.	Front height in mm
138BLH50	50
138BLH75	75
138BLH100	100/125
138BLH150	150/175
138BLH200	200/300



Metal divider | 11 parts
- 2x CCR 600 mm
- 3x DIV 100 mm
- 3x DIV 200 mm
- 3x DIV 300 mm

Item no.	Front height in mm
147BLH75	75
147BLH100	100/125
147BLH150	150/175
147BLH200	200/300



Metal divider | 10 parts
- 2x CCR 600 mm
- 8x DIV 200 mm

Item no.	Front height in mm
139BLH50	50
139BLH75	75
139BLH100	100/125
139BLH150	150/175
139BLH200	200/300

Metal divider | 5 parts
- 1x CCR 600 mm
- 4x DIV 300 mm

Item no.	Front height in mm
144BLH75	75
144BLH100	100/125
144BLH150	150/175
144BLH200	200/300



Metal divider | 23 parts
- 5x CCR 600 mm
- 18x DIV 100 mm

Item no.	Front height in mm
149BLH50	50
149BLH75	75
149BLH100	100/125
149BLH150	150/175
149BLH200	200/300

CCR = Centre compartment rails, DIV = Divider, SPB = Small Parts Box, TP = Trough Plate, SDIV = Slot-in divider

Width 900 mm | Depth 600 mm

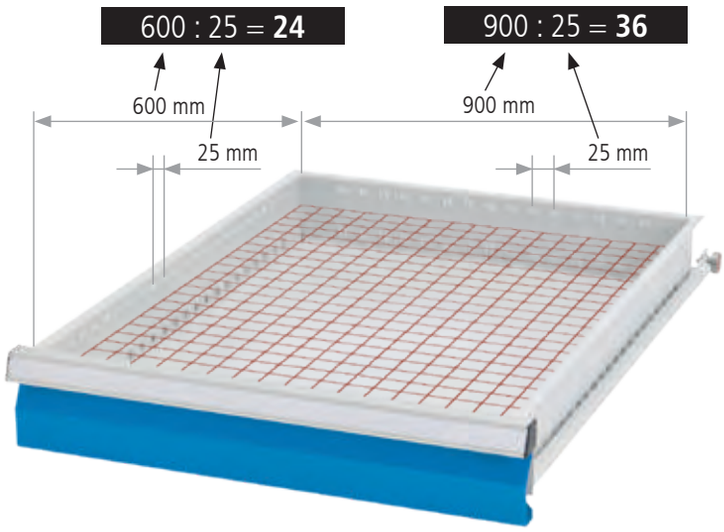

VA 100 kg 100%

Width 900 x 600 with full pull-out 100 % - 70/100 kg

Item no.	Front height	Shell height	Usable height	Load capacity
60.10.050V07	50	28	30	70 kg
60.10.075V10	75	56	58	100 kg
60.10.100V10	100	81	83	100 kg
60.10.125V10	125	81	108	100 kg
60.10.150V10	150	131	133	100 kg
60.10.175V10	175	131	158	100 kg
60.10.200V10	200	181	183	100 kg
60.10.250V10	250	181	233	100 kg
60.10.300V10	300	181	283	100 kg

Drawers with load capacity 300 kg see page 107

VA 180 kg 100%

Width 900 x 600 with full pull-out 100 % - 180 kg

Item no.	Front height	Shell height	Usable height	Load capacity
60.10.100V18	100	81	83	180 kg
60.10.125V18	125	81	108	180 kg
60.10.150V18	150	131	133	180 kg
60.10.175V18	175	131	158	180 kg
60.10.200V18	200	181	183	180 kg
60.10.250V18	250	181	233	180 kg
60.10.300V18	300	181	283	180 kg

Drawer inserts | ABS



Trough plates | 71 parts
- 8x TP with 4 troughs
- 8x TP with 3 troughs
- 8x TP with 2 troughs
- 23x SDIV for 4 troughs
- 14x SDIV for 3 troughs
- 10x SDIV for 2 troughs

Item no.	Front height in mm
150	50/75

Small parts boxes | 40 parts
- 16x SPB 150 x 150 mm
- 8x SPB 75 x 150 mm
- 16x SPB 75 x 75 mm

Item no.	Front height in mm
159BLH50	50
159BLH75	75
159BLH100	100/125



Metal divider | 20 parts
- 5x CCR 600 mm
- 15x DIV 150 mm

Item no.	Front height in mm
153BLH50	50
153BLH75	75
153BLH100	100/125
153BLH150	150/175
153BLH200	200/300



Metal divider | 5 parts
- 2x CCR 600 mm
- 3x DIV 300 mm

Item no.	Front height in mm
155BLH75	75
155BLH100	100/125
155BLH150	150/175
155BLH200	200/300



Metal divider | 24 parts
- 4x CCR 600 mm
- 16x DIV 150 mm
- 4x DIV 300 mm

Item no.	Front height in mm
171BLH75	75
171BLH100	100/125
171BLH150	150/175
171BLH200	200/300



Metal divider | 31 parts
- 7x CCR 600 mm
- 6x DIV 75 mm
- 9x DIV 100 mm
- 9x DIV 150 mm

Item no.	Front height in mm
172BLH50	50
172BLH75	75
172BLH100	100/125
172BLH150	150/175
172BLH200	200/300



Metal divider | 29 parts
- 8x CCR 600 mm
- 21x DIV 100 mm

Item no.	Front height in mm
161BLH50	50
161BLH75	75
161BLH100	100/125
161BLH150	150/175
161BLH200	200/300



Metal divider | 10 parts
- 2x CCR 600 mm
- 8x DIV 300 mm

Item no.	Front height in mm
166BLH75	75
166BLH100	100/125
166BLH150	150/175
166BLH200	200/300



Metal divider | 15 parts
- 3x CCR 600 mm
- 9x DIV 200 mm
- 3x DIV 300 mm

Item no.	Front height in mm
170BLH75	75
170BLH100	100/125
170BLH150	150/175
170BLH200	200/300

CCR = Centre compartment rails, DIV = Divider, SPB = Small Parts Box, TP = Trough Plate, SDIV = Slot-in divider

Drawer frames for drawers R 24-24

Static and flexible version | Width 600 – Drawer frame and single carrier



CNC drawers
Width 600 x 600 with full pull-out 100 % - 180 kg

VA
180 kg
100%

Item no.	Front height	Shell height	Usable height
60.70.30V18CNC	300	81	283
60.70.40V18CNC	400	81	383

Suspension rails for CNC for tool holder carrier (WAT)

- For up to 5 CNC tool holder carriers (WAT)
- For all drawers with 600 mm depth
- Supplied in pairs

Item no.	Dimensions in mm (WxDxH)
02.33.87.60	600 x 25 x 75



5 single carriers fit in one drawer

CNC drawer frame SR 600 for cabinet R 24-24

Item no.	Dimensions in mm (WxDxH)	CNC E1	CNC E2	CNC E3
02.8707.500	600 x 600 x 130	50*	35*	25*

CNC tool holder carrier (WAT) 600 for cabinet R 24-24

Item no.	Dimensions in mm (WxDxH)	CNC E1	CNC E2	CNC E3
02.8707.100	620 x 120 x 180	10*	7*	5*

*Number of possible inserts for sizes E1, E2, E3

Static and flexible version | Width 900 – Drawer frame and single carrier



CNC drawers
Width 900 x 600 with full pull-out 100 % - 180 kg

VA 180 kg 100%

Item no.	Front height	Shell height	Usable height
60.10030V18CNC	300	81	283
60.10040V18CNC	400	81	383

Suspension rails for CNC for tool holder carrier (WAT)
- For up to 5 CNC tool holder carriers (WAT)
- For all drawers with 600 mm depth
- Supplied in pairs

Item no.	Dimensions in mm (WxDxH)
02.33.87.60	600 x 25 x 75

CNC inserts
see page 172/173



5 single carriers fit in one drawer

CNC drawer frame SR 900 for cabinet R 36-24

Item no.	Dimensions in mm (WxDxH)	CNC E1	CNC E2	CNC E3
02.8710.500	900 x 600 x 130	80*	55*	40*

CNC tool holder carrier (WAT) 900 for cabinet R 36-24

Item no.	Dimensions in mm (WxDxH)	CNC E1	CNC E2	CNC E3
02.8710.100	920 x 120 x 180	16*	11*	8*

*Number of possible inserts for sizes E1, E2, E3

4. Vertical pull-out

Do you need vertical pull-outs? They can be used in the CNC area and are essential for ensuring order in your workshop. Select the size of the vertical pull-outs here. They are noted for their high-quality powder-coated sheet steel construction with a load capacity of 300 kg per full pull-out. Also note the perforated panels, which can be used on both sides on telescopic pull-outs with ball bearing guides, and the complementary range of hooks. You will find more extras on the following pages.

Please note:
The usable widths 900 and 600 correspond to the total width of fronts.

EXAMPLE:
Usable width 900 → 3x 300 mm front width = 900 mm total width of fronts
Usable width 600 → 3x 200 mm front width = 600 mm total width of fronts

New height 1018 mm

Support tray set with cylinder lock for vertical pull-out

- Generally with cylinder lock and 2 keys
- Optionally, electronic locking mechanisms can be incorporated
- Maximum load capacity per drawer shelf 900 kg

kg 900

Item no.	Dimensions in mm (WxDxH)	For vertical pull-out	Usable width **W** in mm
SRSTV070/100	651 x 731 x 1018	700/1000	600
SRSTV070/200	651 x 731 x 2018	700/2000	600
SRSTV070/240	651 x 731 x 2418	700/2400	600
SRSTV070/280	651 x 731 x 2818	700/2800	600
SRSTV100/100	951 x 731 x 1018	1000/1000	900
SRSTV100/200	951 x 731 x 2018	1000/2000	900
SRSTV100/240	951 x 731 x 2418	1000/2400	900
SRSTV100/280	951 x 731 x 2818	1000/2800	900

Vertical pull-outs
- Soft pull-in
- Full pull-out
- Load capacity per vertical pull-out 300 kg

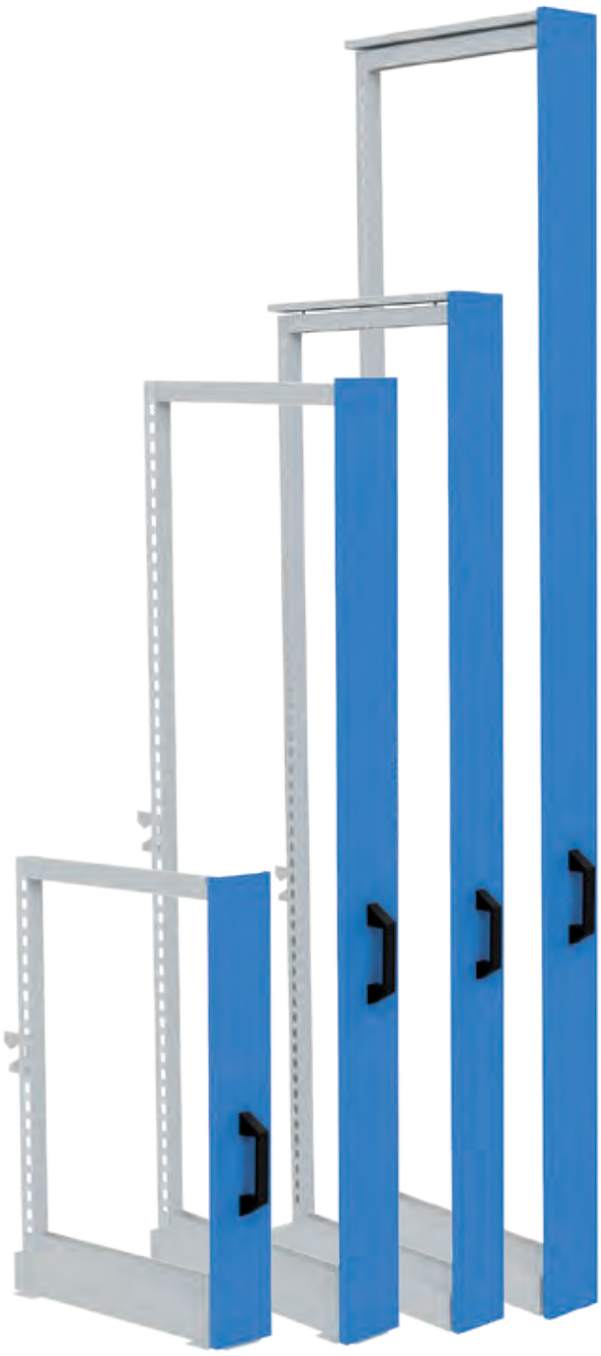

kg 300

Item no.	Front width in mm	Dimensions in mm (WxDxH)
SRVZ150/100	150	145 x 692 x 905
SRVZ150/200	150	145 x 692 x 1905
SRVZ150/240	150	145 x 692 x 2305
SRVZ150/280	150	145 x 692 x 2705

Item no.	Front width in mm	Dimensions in mm (WxDxH)
SRVZ200/100	200	195 x 692 x 905
SRVZ200/200	200	195 x 692 x 1905
SRVZ200/240	200	195 x 692 x 2305
SRVZ200/280	200	195 x 692 x 2705

Item no.	Front width in mm	Dimensions in mm (WxDxH)
SRVZ250/100	250	245 x 692 x 905
SRVZ250/200	250	245 x 692 x 1905
SRVZ250/240	250	245 x 692 x 2305
SRVZ250/280	250	245 x 692 x 2705

Item no.	Front width in mm	Dimensions in mm (WxDxH)
SRVZ300/100	300	295 x 692 x 905
SRVZ300/200	300	295 x 692 x 1905
SRVZ300/240	300	295 x 692 x 2305
SRVZ300/280	300	295 x 692 x 2705

Item no.	Front width in mm	Dimensions in mm (WxDxH)
SRVZ350/100	350	345 x 692 x 905
SRVZ350/200	350	345 x 692 x 1905
SRVZ350/240	350	345 x 692 x 2305
SRVZ350/280	350	345 x 692 x 2705

RAL standard colours, see page 37

5. Accessories for vertical pull-outs

Perforated wall for vertical pull-out

Item no.	Dimensions in mm (WxDxH)
SRVZLW416	590 x 12 x 416

- Maximum number of perforated walls that fits on one side of the vertical pull-out
- Can also be hung on both sides

Support frame height	Number of perforated walls
2030	4 pieces
2430	5 pieces
2830	5 pieces

Half shelf for vertical pull-out

- Can be hung on both sides, creating a full-length support surface

Item no.	Dimensions in mm (WxDxH)	Usable area in mm
SRHFBVZ150	67 x 592 x 91	588 x 61
SRHFBVZ200	90 x 592 x 91	588 x 86
SRHFBVZ250	115 x 592 x 91	588 x 111
SRHFBVZ300	140 x 592 x 91	588 x 136
SRHFBVZ350	165 x 592 x 91	588 x 161

For vertical pull-outs with a width from 200, the following perforated wall accessories are possible. Others on request

Tool clamp, single, small base plate

Item no.	Dimensions in mm (Ø)
03.87.331	6
03.87.332	10
03.87.333	13
03.87.334	16
03.87.335	19

Double tool clamp

Item no.	Dimensions in mm (Ø)
03.87.341	6
03.87.342	10
03.87.343	13
03.87.344	16
03.87.345	19

Double tool holder with slanted hook ends

- Ø 6 mm

Item no.	Dimension in mm (W)
03.87.322	50
03.87.323	75
03.87.324	150

Tool holder with vertical hook end

- Ø 6 mm

Item no.	Dimension in mm (W)
03.87.311	35
03.87.312	75
03.87.313	125

Pliers holder

Item no.	Dimensions in mm (WxD)
03.87.409	20 x 35
03.87.410	50 x 40
03.87.411	75 x 50
03.87.412	20 x 55
03.87.413	20 x 75

Round holder

Item no.	Dimensions in mm (WxD)
03.87.355	65 x 25

CNC half shelf | Static variant for vertical pull-out from a width of 250 mm

- Usable area: 588 x 61 mm

Item no.	Dimensions in mm (WxDxH)	CNC E1	CNC E2	CNC E3
SRVAHFBCN250	592 x 117 x 124	*10	*7	*5

*Number of possible inserts for sizes E1, E2, E3

CNC suspension | Flexible variant for vertical pull-out from a width of 300 mm

- Hang your tool holder carrier here **02.8707.100** (see page 156)

Item no.	Dimensions in mm (WxDxH)
SRVACNWAT300	70 x 49 x 150

Slotted cross-member

- Holds long tools, pipes, etc.

Item no.	Dimensions in mm (WxDxH)
SRTRGE	72 x 20 x 630

Storage rack

- Lower stop for tools, pipes, etc.
- 2 storage racks are needed in order to utilise the entire depth
- Is hung in the SRTRGE cross-member

Item no.	Dimensions in mm (WxDxH)
SRAB150	61 x 273 x 60
SRAB200	86 x 273 x 60
SRAB250	111 x 273 x 60
SRAB300	136 x 273 x 60

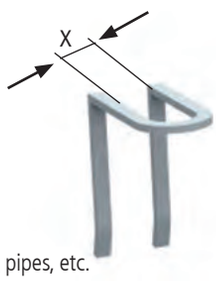

Bracket

- Tilt protection for tools, pipes, etc.

Item no.	Dimensions in mm (WxDxH)	Internal dimensions x
SRHB025	49 x 33 x 71	17
SRHB050	49 x 58 x 71	42
SRHB075	49 x 83 x 71	67
SRHB100	49 x 108 x 71	92

CNC tool holder carrier (WAT)
see pages 156/157

6. Hinged doors

To protect against theft, our protruding lockable hinged doors ensure optimal protection for access control. This sheet steel construction is very robust and optimally welded. The MRS® has a resistant powder coating. Hinged doors and a PIN code lock can be retrofitted.

Hinged door assembly

Pin code lock for hinged door cabinets see page 130

New heights
800 and 1000 mm

Hinged door assembly

- With rotary handle - cylinder lock
- A rear wall and two partition walls or end walls are additionally required to ensure anti-theft protection

Item no.	Dimensions in mm (WxDxH)
SRFLE070/080	695 x 23 x 792
SRFLE070/100	695 x 23 x 992
SRFLE100/080	995 x 23 x 792
SRFLE100/100	995 x 23 x 992
SRFLO070/080	695 x 23 x 767 | Can only be used at top
SRFLO070/100	695 x 23 x 967 | Can only be used at top
SRFLO100/080	995 x 23 x 767 | Can only be used at top
SRFLO100/100	995 x 23 x 967 | Can only be used at top
SRFLE070/200	695 x 23 x 1992
SRFLE070/240	695 x 23 x 2392
SRFLE070/280	695 x 23 x 2792
SRFLE100/200	995 x 23 x 1992
SRFLE100/240	995 x 23 x 2392
SRFLE100/280	995 x 23 x 2792

Shelves for hinged door cabinets can be found on page 149

Finished modules

Module 1 – 2

- Delivery unassembled

Module 1 | 700
- 2x support frame
- 1x diagonal cross-brace
- 3x smooth universal shelf
- 2x slotted shelf
- 8x shelf side panel
- 5x shelf divider

Item no.	Dimensions in mm (WxDxH)
SRK01	749 x 733 x 2030

Module 2 | 700
- 2x support frame
- 1x rear wall
- 2x partition wall
- 2x smooth universal shelf
- 1x support tray set with cylinder lock for drawer 700/1300
- 11x drawer

Item no.	Dimensions in mm (WxDxH)
SRK02	749 x 733 x 2030

POSSIBLE MODULE COMBINATIONS

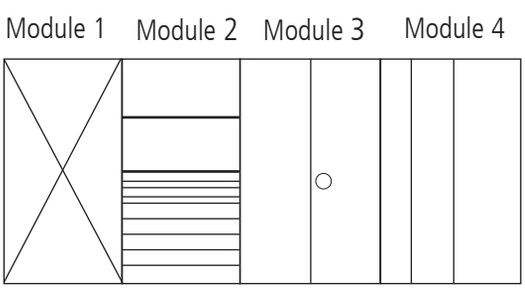

Please note:
Only **1** support frame is required between the individual modules

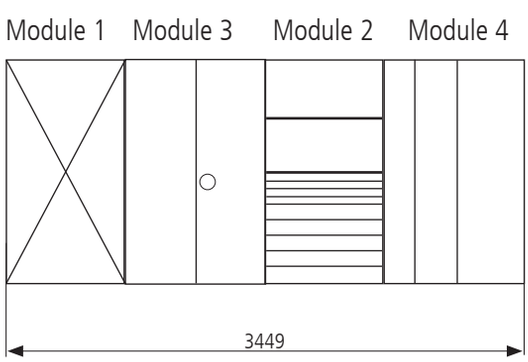

Example for total length:

5x support frame x 49 mm
+ 2x 651 mm (module 700)
+ 2x 951 mm (module 1000)
= 3449 mm *Dimensions excluding side end walls*

Module 3 | 1000
- 2x support frame
- 1x rear wall
- 2x partition wall
- 1x hinged door assembly 1000/2000
- 2x universal shelf with height of 56 mm as top and bottom
- 4x shelf with height of 25 mm as intermediate shelf

Item no.	Dimensions in mm (WxDxH)
SRK03	1049 x 733 x 2030

Module 4 | 1000
- 2x support frame
- 1x rear wall
- 2x partition wall
- 1x support tray set with cylinder lock for vertical cabinet 1000
- 3x vertical pull-out
- No additional intermediate shelves or perforated walls

Item no.	Dimensions in mm (WxDxH)
SRK04	1049 x 733 x 2030

POSSIBLE MODULE COMBINATIONS

Module 2 Module 4 Module 3 Module 1

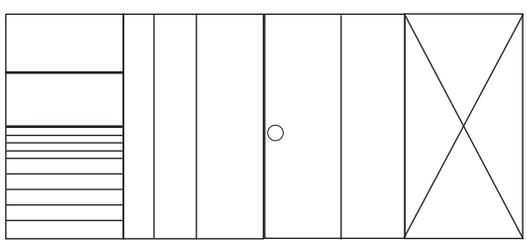

Module 4 Module 3 Module 2 Module 1

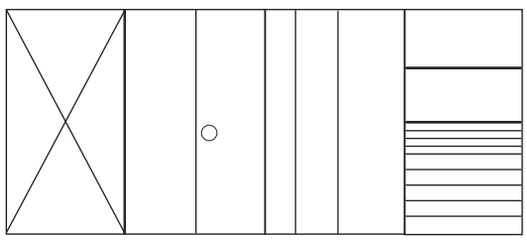

Other combinations are possible

Module 5 – 6

- Delivery unassembled



Module 5 | 1400
- 3x support frame
- 2x rear wall
- 2x side end wall
- 2x partition wall
- 3x smooth universal shelf
- 5x smooth shelf
- 4x shelf side panels
- 1x hinged door assembly 700/2000
- 1x support tray set with cylinder lock for drawer 700/1000
- 7x drawer

Item no.	Dimensions in mm (WxDxH)
SRK05	1449 x 733 x 2030

Module 6 | 700
- 2x support frame
- 1x rear wall
- 2x side end wall
- 1x smooth universal shelf
- 2x smooth shelf
- 6x shelf side panels
- 1x hinged door assembly 700/1000, top
- 1x support tray set with cylinder lock for drawer 700/1000
- 7x drawer

Item no.	Dimensions in mm (WxDxH)
SRK06	749 x 733 x 2030

NEW

Module 7 | 1000

- 2x support frame
- 1x rear wall
- 2x side end wall
- 4x universal shelf
- 2x shelf
- 2x drawer, not lockable
- 1x hinged door assembly 1000, top

Item no.	Dimensions in mm (WxDxH)
SRK07	1049 x 733 x 2030

Module 8 | 1000

- 2x support frame
- 1x rear wall
- 2x side end wall
- 1x support tray set with cylinder lock for vertical pull-out
- 3x vertical pull-out
- 2x shelf
- 1x universal shelf
- 1 x Universal shelf, slotted

Item no.	Dimensions in mm (WxDxH)
SRK08	1049 x 733 x 2030

CNC storage and transport systems



CNC modular system Page 170

CNC tool inserts Page 172

CNC table mounted frames Page 174

CNC tool holder carriers Page 176

New variants

CNC cabinets and workbenches Page 178

Storage of up to 400 inserts

RotaRex® large cabinet Page 188

CNC workshop and tool trolley Page 192

CNC storage and transport systems

The modular system

one cassette for all applications





CNC E1 **Tool insert size 1**
Tool insert 49 x 103 x 17 mm

CNC E2 **Tool insert size 2**
Tool insert 74 x 103 x 17 mm

CNC E3 **Tool insert size 3**
Tool insert 99 x 103 x 17 mm

Erg **Ergonomics**
Efficiency through occupational safety during the activity to be carried out

Optimisation of the space within reach
Optimal range of movement with short receptacle paths and an unrestricted assembly area

Mobile
Fast, flexible work process thanks to maximum mobility

Information
on relevant articles/product groups are shown

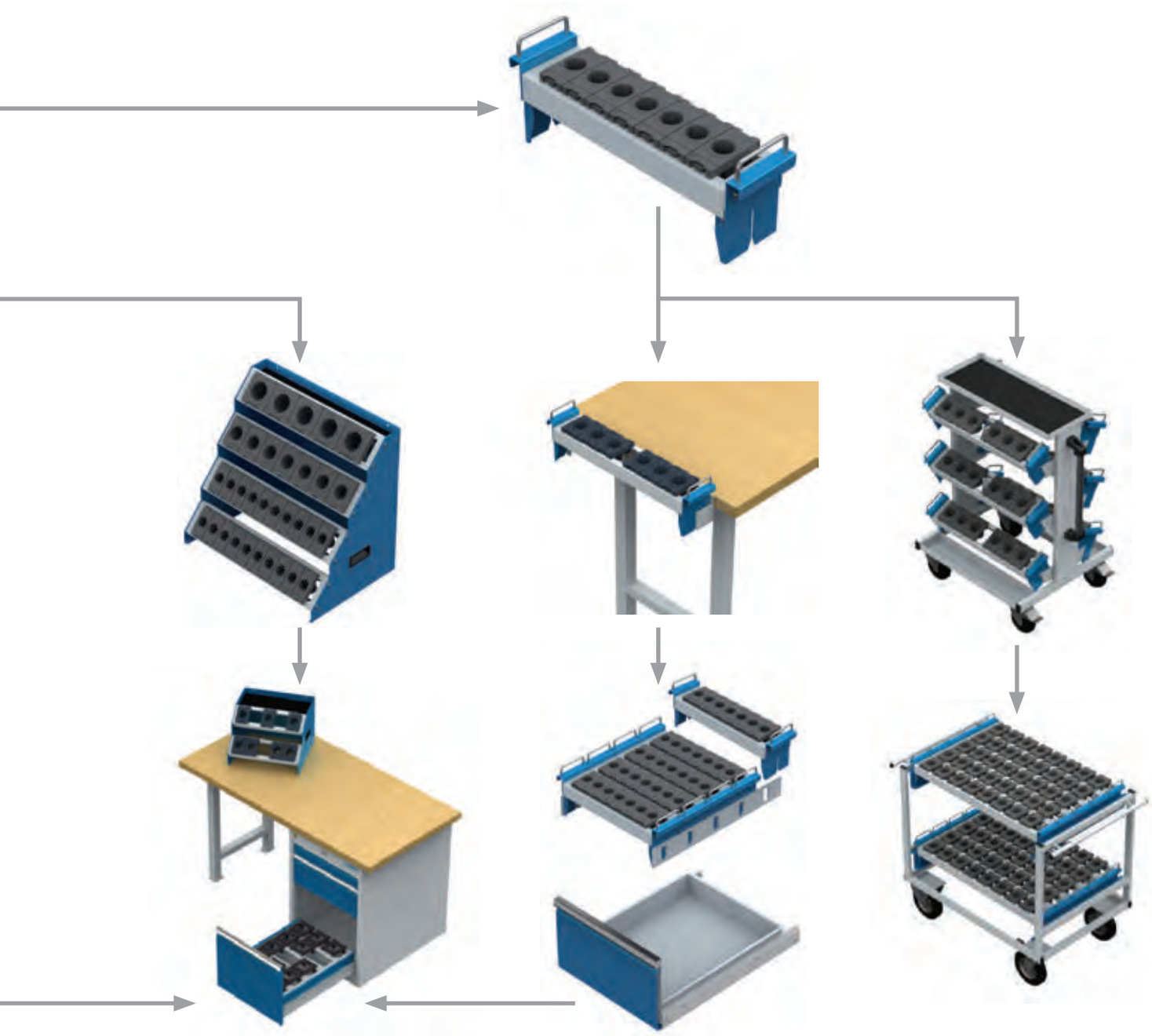

CNC tool inserts

The tool inserts are made of oil-resistant, break-proof and impact-resistant ABS plastic and are noted for their tailored inner struts. The tapered tool holder is thus optimally centred.

- The insert is clicked into our grid system with a clip and can be moved in steps of 25 mm without a tool.
- Nubs on the top of the inserts.
  In this way, no adhesion occurs and the tool is prevented from attaching itself by vacuum
- All tool sizes can be combined

CNC
E1

Item no.	Type
56.01.30	SK 30
56.02.25	VDI 25
56.02.30	VDI 30
56.03.30	MK 3
56.03.40	MK 4

CNC
E2

Item no.	Type
56.01.40	SK 40
56.02.40	VDI 40
57.01.50	HSK A 50/B 63
57.01.63	HSK A 63/B 80
56.03.50	MK 5

CNC
E3

Item no.	Type
56.01.50	SK 50
56.02.50	VDI 50
56.02.60	VDI 60
57.01.80	HSK A 80/B 100
57.01.100	HSK A 100/B 125

CNC
E3

Item no.	Type
57.01.40	HSK A 40/B 50

CNC
E3

Item no.	Type
57.01.32	HSK A 32/B 40





Item no.	Type
57.01.00	Universal

Item no.	Type
57.01.03	Capto C 3



Item no.	Type
57.01.04	Capto C 4

Item no.	Type
57.01.05	Capto C 5

Item no.	Type
57.01.06	Capto C 6

Item no.	Type
57.01.08	Capto C 8

CNC table mounted frames

CNC table mounted frames (TAG)

- Shelf and handles
- CNC table mounted frames are riveted
- **Supplied without tools and inserts**
- *Number of possible inserts for sizes E1, E2, E3

CNC table mounted frame TAG 2-1

- 2x cassette

Item no.	Dimensions in mm (WxDxH)	CNC E1	CNC E2	CNC E3
02.8705.200	425 x 375 x 300	14*	10*	6*

CNC table mounted frame TAG 2-2

- 2x cassette

Item no.	Dimensions in mm (WxDxH)	CNC E1	CNC E2	CNC E3
02.8707.200	575 x 375 x 300	20*	14*	10*

CNC table mounted frame TAG 4-1

- 4x cassette

Item no.	Dimensions in mm (WxDxH)	CNC E1	CNC E2	CNC E3
02.8705.400	425 x 375 x 525	28*	20*	12*

CNC table mounted frame TAG 4-2

- 4x cassette

Item no.	Dimensions in mm (WxDxH)	CNC E1	CNC E2	CNC E3
02.8707.400	575 x 375 x 525	40*	28*	20*

- Suitable for 450/600/900 x 600 mm drawers
- CNC drawer frames are riveted
- **Supplied without tools and inserts**
- *Number of possible inserts for sizes E1, E2, E3

CNC drawer frame SR 450 for cabinet R 18-24

Item no.	Dimensions in mm (WxDxH)	CNC E1	CNC E2	CNC E3
02.8705.500	450 x 600 x 130	35*	25*	15*

CNC drawer frame SR 600 for cabinet R 24-24

Item no.	Dimensions in mm (WxDxH)	CNC E1	CNC E2	CNC E3
02.8707.500	600 x 600 x 130	50*	35*	25*

CNC drawer frame SR 900 for cabinet R 36-24

Item no.	Dimensions in mm (WxDxH)	CNC E1	CNC E2	CNC E3
02.8710.500	900 x 600 x 130	80*	55*	40*

CNC tool holder carriers

CNC tool holder carrier (WAT)

- Our modular system offers you a great variety of possibilities
- The cassette is riveted and fitted with grab handles/carry handles
- **Supplied without tools and inserts**
- *Number of possible inserts for sizes E1, E2, E3

CNC tool holder carrier (WAT), 450 for cabinet R 18-24

Item no.	Dimensions in mm (WxDxH)	CNC E1	CNC E2	CNC E3
02.8705.100	470 x 120 x 180	7*	5*	3*

CNC tool holder carrier (WAT), 600 for cabinet R 24-24

Item no.	Dimensions in mm (WxDxH)	CNC E1	CNC E2	CNC E3
02.8707.100	620 x 120 x 180	10*	7*	5*

CNC tool holder carrier (WAT), 800

Item no.	Dimensions in mm (WxDxH)	CNC E1	CNC E2	CNC E3
02.8708.100	820 x 120 x 180	14*	9*	7*

CNC tool holder carrier (WAT), 900 for cabinet R 36-24

Item no.	Dimensions in mm (WxDxH)	CNC E1	CNC E2	CNC E3
02.8710.100	920 x 120 x 180	16*	11*	8*

Suspension rail
- For up to 5 CNC tool holder carriers (WAT)
- For all drawers with 600 mm depth
- Supplied in pairs

Item no.	Dimensions in mm (WxDxH)
02.33.87.60	25 x 600 x 75

Mounting brackets
- For 1 CNC tool holder carrier (WAT)
- Supplied in pairs

Item no.	Dimensions in mm (WxDxH)
02.89.WAT.01	70 x 75 x 88

Aluminium mounting block
- SK 30, SK 40, SK 50
- Other sizes on request

Item no.	Type
02.560.31	SK 30
02.560.41	SK 40
02.560.51	SK 50

Tool Boy
- Tool mounting aid for safe reclamping
- With replaceable tool holders

Item no.	Designation	Description
02.560.000	Tool Boy body	Tool mounting aid for safe reclamping with replaceable tool holders
02.560.001	Tool Boy tool holder SK 30	Other sizes on request
02.560.002	Tool Boy tool holder SK 40	
02.560.003	Tool Boy tool holder SK 50	

CNC combinations from practice R 18-24 | R 24-24

- The CNC drawers of a front height of more than 300 mm are prepared to hold the tool carriers
- 5 tool carriers or 1 drawer frame can be set per drawer
- Tool holder carriers (WAT), drawer frames (SR) and inserts can be found on page 172/173, 175/176
- Lockable with cylinder lock
- Cabinet can be arranged with other drawer front heights
- **Supplied without tools and tool holder frames**

Note:
Suspension rails on page 177

CNC Drawer cabinet R 24-24

- 4x drawer
- Drawers with full pull-out 100 %
- Drawers with 100 mm front height, load capacity 100 kg
  Drawers with 300 and 400 mm front height, load capacity 180 kg
- Usable drawer dimension, internal: 600 x 600 mm

Item no.	Dimensions in mm (WxDxH)
02.140V	705 x 736 x 1019

CNC inline workbench

- Beech multiplex top 40 mm (H)
- Drawers with full pull-out (FP) 100%
- Drawers with 50 mm front height, load capacity 70 kg
  Drawers with 100, 150, 200 mm front height, load capacity 100 kg
  Drawers with 400 mm front height, load capacity 180 kg
- **Supplied without tool holder carriers (WAT) and drawer frames (SR)**

Item no.	Dimensions in mm (WxDxH)	Designation
580.0111V86	555 x 736 x 819	Left: CNC drawer cabinet R 18-24, 3x drawer Usable drawer dimension, internal: 450 x 600 mm
780.1111V86	705 x 736 x 819	Right: CNC drawer cabinet R 24-24, 4x drawer Usable drawer dimension, internal: 600 x 600 mm
03.15.40	1500 x 750 x 40	Beech multiplex workbench top
03.20.40	2000 x 750 x 40	Beech multiplex workbench top

CNC inline workbench

- Beech multiplex top 1500 x 750 x 40 mm (WxDxH)
- Workbench stand
- Drawer cabinet R 18-24
- 3x drawer
- Drawers with full pull-out 100 %
- Drawers with 100 and 200 mm front height, load capacity 100 kg
  Drawers with 400 mm front height, load capacity 180 kg
- Usable drawer dimension, internal: 450 x 600 mm
- **Supplied without tools, inserts and table mounted frame**

Item no.	Dimensions in mm (WxDxH)
02.580V86	1500 x 750 x 859

Note:
CNC accessories
from page 172

CNC box workbench

- Beech multiplex top, 2000 x 750 x 40 mm (WxDxH)
- Drawer cabinets R 24-24
- 7x drawer
- Drawers with full pull-out (FP) 100%
- Drawers with 50 mm front height, load capacity 70 kg
  Drawers with 100 mm front height, load capacity 100 kg
  Drawers with 400 mm front height, load capacity 180 kg
- Usable drawer dimension, internal: 600 x 600 mm
- 2x shelf 500 x 730 x 300 mm (WxDxH)
- incl. levelling feet
- 1000 kg total load capacity
- **Supplied without tools, inserts, drawer frames and tool holder carriers**

Item no.	Dimensions in mm (WxDxH)	Designation
03.20.34V86	2000 x 750 x 859	Left: 3x drawer, usable drawer dimension, internal: 600 x 600 mm Central: 2x shelf, 500 mm Right: 4x drawer, usable drawer dimension, internal: 600 x 600 mm
03.20.34V96	2000 x 750 x 959	Left: 3x drawer, usable drawer dimension, internal: 600 x 600 mm Central: 2x shelf, 500 mm Right: 4x drawer, usable drawer dimension, internal: 600 x 600 mm

CNC workstation – We offer you the right solution R 18-24 | R 24-24

- Drawers with full pull-out (FP) 100%
- Drawers with 50 mm front height, load capacity 70 kg
  Drawers with 100, 150, 200 mm front height, load capacity 100 kg
  Drawers with 400 mm front height, load capacity 180 kg
- **Supplied without tools, inserts and decoration**

Aluminium mounting block
see page 177

Pos.	Item no.	Dimensions in mm (WxDxH)	Description
1	580.0111V86	555 x 736 x 819	CNC drawer cabinet R 18-24 Usable drawer dimension, internal: 450 x 600 mm
2	780.1111V86	705 x 736 x 819	CNC drawer cabinet R 24-24 Usable drawer dimension, internal: 600 x 600 mm
w/o fig.	02.8707.500	600 x 600 x 130	CNC drawer frame SR 600, 600 x 600 x 130 mm (see page 175)
3	03.20.40	2000 x 750 x 40	Beech multiplex workbench top 40 mm
4.1	03.935.125.240	1250	Support column left
4.2	03.935.125.140	1250	Support column right
5	03.983.102	1000 x 20 x 302	Perforated wall for hanging between the support columns
6	02.910.02	942 x 263 x 134	CNC tool holding shelf with 2 x cassettes for hanging between the support columns
7	02.910.01	942 x 147 x 134	CNC tool holding shelf with 1 x cassettes for hanging between the support columns
8	02.89.WAT.01	70 x 75 x 88	Bracket for attaching the CNC carriers to the workbench top
9	02.8707.100	620 x 120 x 180	CNC tool holder carrier for R 24-24
10	02.8705.400	425 x 375 x 525	CNC table mounted frame TAG 4-1
11	05.96.01	–	Work chair with casters, seat and backrest of black PU, safety gas spring, plastic cruciform base, seat and backrest inclination, height 465 - 655 mm

NEW

kg 600

Mobile CNC workbench R 18-24

- Beech multiplex top, 1250 x 750 x 40 mm (WxDxH)
- 7x drawer
- Drawers with full pull-out (FP) 100 %, load capacity 100 kg per drawer
- Drawer with 400 mm front height, load capacity 180 kg per drawer
- Usable drawer dimension, internal: 450 x 600 mm
- Drawer guides on ball-bearings, individual pull-out lock
- Round tube push handle
- 2x fixed and 2x steering caster Ø 200 mm, of which 2 with locks
- *Number of possible inserts for sizes E1, E2, E3

Item no.	Dimensions in mm (WxDxH)
04.12.26V	1250 x 750 x 995



CNC drawer frame SR 450 for the 400 mm drawer

Item no.	Dimensions in mm (WxDxH)	CNC E1	CNC E2	CNC E3
02.8705.500	450 x 600 x 130	35*	25*	15*

Mobile CNC workbench R 18-24

- Beech multiplex top, 1250 x 750 x 40 mm (WxDxH)
- 4x drawer, 1x door
- Drawers with full pull-out (FP) 100 %, load capacity 100 kg per drawer
- Drawer with 400 mm front height, load capacity 180 kg per drawer
- Usable drawer dimension, internal: 450 x 600 mm
- Drawer guides on ball-bearings, individual pull-out lock
- Round tube push handle
- 2x fixed and 2x steering caster Ø 200 mm, of which 2 with locks
- Space for 5x CNC tool holder carrier (WAT), 500
- *Number of possible inserts for sizes E1, E2, E3

Item no.	Dimensions in mm (WxDxH)
04.12.27V	1250 x 750 x 995

Mounting brackets for 1 CNC tool holder carrier (WAT)

- Supplied in pairs

Item no.	Dimensions in mm (WxDxH)
02.89.WAT.01	70 x 75 x 88

Suspension rail for up to 5 x CNC tool holder carriers (WAT)

- Supplied in pairs

Item no.	Dimensions in mm (WxDxH)
02.33.87.60	25 x 600 x 75

CNC tool holder carrier (WAT), 450

Item no.	Dimensions in mm (WxDxH)	CNC E1	CNC E2	CNC E3
02.8705.100	470 x 120 x 180	7*	5*	3*

CNC combination system R 36-24

- With CNC tool holder frames (WAR) and tool holder carriers (WAT)
- Drawers with full pull-out 100 %
- Drawers with 50 mm front height, load capacity 70 kg
  Drawers with 100 and 150 mm front height, load capacity 100 kg
  Drawers with 400 mm front height, load capacity 180 kg
- **Supplied without tools and inserts**
- *Number of possible inserts for sizes E1, E2, E3

CNC roller shutter attachment cabinet (empty)
- Cabinet with plastic roller shutters
- With push cylinder lock

Item no.	Dimensions in mm (WxDxH)
02.98.00	1000 x 500 x 1000

Shelf bracket for roller shutter cabinet and CNC-frame
- 1 piece

Art.-Nr.
01-00206

1

CNC tool holder frame (WAR) for roller shutter cabinet
- Can be installed straight or inclined
- Load capacity 120 kg

Item no.	Dimensions in mm (WxDxH)
02.89WARG900	950 x 425 x 85

	CNC E1	CNC E2	CNC E3
Maximum insert capacity per carrier	48*	33*	24*

2

CNC tool holder frame (WAR) for roller shutter cabinet, pull-out
- For roller shutter cabinet
- Full pull-out 100 %
- Load capacity 50 kg

Item no.	Dimensions in mm (WxDxH)
02.095.03 VA	950 x 420 x 68

	CNC E1	CNC E2	CNC E3
Maximum insert capacity per carrier	48*	33*	24*

3

CNC drawer cabinet R 36-24
- With cylinder lock
- Usable drawer area, internal: 900 x 600 mm
- 4x drawer

Item no.	Dimensions in mm (WxDxH)
02.1080.4V	1005 x 736 x 819

CNC drawer frames or single carriers see page 175/176
CNC inserts see page 172/173

- Housing made of sturdy, welded sheet steel
- The possible number of tool frames is based on the tool height and mounting (straight or inclined)
  Maximum capacity of the **straight** frame: 5
  Maximum capacity of the **inclined** frame: 4
- *Number of possible inserts for sizes E1, E2, E3

CNC roller shutter cabinet with plastic roller shutters (empty)
- Plastic roller shutters with push cylinder lock

Item no.	Dimensions in mm (WxDxH)
02.95.01	1000 x 500 x 1950

CNC roller shutter cabinet with aluminium roller shutters (empty)
- High-quality aluminium roller shutters with push cylinder lock

Item no.	Dimensions in mm (WxDxH)
02.89.01	1000 x 500 x 1950

CNC roller shutter cabinet with plastic roller shutters (as shown)
- 2x CNC tool holder frame (WAR), straight/inclined
- 1x CNC tool holder frame (WAR), pull-out
- 1x shelf
- 1x drawer
- **Supplied without tools and inserts**

Item no.	Dimensions in mm (WxDxH)
02.95.01.01	1000 x 500 x 1950

1

CNC tool holder frame (WAR)
- Can be installed straight or inclined
- Load capacity 120 kg

Item no.	Dimensions in mm (WxDxH)
02.89WARG900	950 x 425 x 85

	CNC E1	CNC E2	CNC E3
Maximum insert capacity per carrier	48*	33*	24*

2

CNC tool holder frame (WAR) for roller shutter cabinet, pull-out
- For roller shutter cabinet
- Full pull-out 100 %
- Load capacity 50 kg

Item no.	Dimensions in mm (WxDxH)
02.095.03 VA	950 x 420 x 68

	CNC E1	CNC E2	CNC E3
Maximum insert capacity per carrier	48*	33*	24*

3

Shelf for CNC roller shutter cabinet
- Load capacity 100 kg

Item no.	Dimensions in mm (WxDxH)
04.122	950 x 420 x 28

4

Drawer for CNC roller shutter cabinet
- 100 mm front height, full pull-out 100 %
- Load capacity 50 kg
- Usable drawer dimension, internal: 899 x 375 (W x D)

Item no.	Dimensions in mm (WxD)
60.095.100VA	950 x 430

CNC hinged door cabinet with solid sheet doors R 36-16

- Robust, welded sheet steel construction
- Resistant powder coating
- Drawers with full pull-out 100 %
- Solid sheet doors with moulded recess cylinder lock
- When using drawers and pull-outs, the opening angle must be 130°

kg 1000

CNC hinged door cabinet R 36-16
- 1x fixed, inclined tool holder frame (WAR)
- 1x pull-out tool holder frame (WAR)
- 1x shelf
- 3x drawer
- **Supplied without tools and inserts**

Item no.	Dimensions in mm (WxDxH)	Product name	Description
02.118.05.01	980 x 500 x 1838	Hinged door cabinet R 36-16	1x fixed and 1x pull-out tool holder frame (WAR), 1x shelf, without tools and inserts, 3x drawer (100, 150, 200 mm)
02.89WAR900	924 x 425 x 87	CNC tool holder frame (WAR), straight/ inclined	Suitable for all hinged door cabinets, can be used straight/inclined, load capacity 80 kg
02.89WARA900	926 x 450 x 60	CNC tool holder frame (WAR), pull-out, for hinged door cabinet	Pull-out 100 %, load capacity 50 kg
04.090.013	925 x 443 x 22	Shelf for hinged door cabinet	Fixed shelf, height-adjustable, load capacity 80 kg
60.098.100VA	900 x 400 x 90	Drawer for hinged door cabinet Front height 100 mm, load capacity 50 kg	Drawer suitable for all hinged door cabinets, pull-out 100 %, internal usable dimension: 900 x 400 mm
60.098.150VA	900 x 400 x 140	Drawer for hinged door cabinet Front height 150 mm, load capacity 50 kg	Drawer suitable for all hinged door cabinets, pull-out 100 %, internal usable dimension: 900 x 400 mm
60.098.200VA	900 x 400 x 190	Drawer for hinged door cabinet Front height 200 mm, load capacity 50 kg	Drawer suitable for all hinged door cabinets, pull-out 100 %, internal usable dimension: 900 x 400 mm

CNC hinged door cabinet with glazed doors R 36-16

- Robust, welded sheet steel construction
- Resistant powder coating
- Drawers with full pull-out 100 %
- Glazed doors with moulded recess cylinder lock
- When using drawers and pull-outs, the opening angle must be 130°

CNC hinged door cabinet with glazed doors R 36-16
- 2x fixed, inclined tool holder frame (WAR)
- 2x pull-out tool holder frame (WAR)
- **Supplied without tools and inserts**

Item no.	Dimensions in mm (WxDxH)	Product name	Description
02.117.04.01	980 x 500 x 1838	CNC hinged door cabinet with glazed doors R 36-16	2x fixed and 2x pull-out CNC tool holder frame (WAR), without tools and inserts
04.090.013	925 x 443 x 22	Shelf	Fixed shelf, height-adjustable, load capacity 80 kg
02.89WAR900	924 x 425 x 87	CNC tool holder frame (WAR), straight/inclined	Suitable for all hinged door cabinets, can be used straight/inclined, load capacity 80 kg
02.89WARA900	926 x 450 x 60	CNC tool holder frame (WAR), pull-out	Suitable for all hinged door cabinets, Pull-out 100 %, load capacity 50 kg

CNC inserts see page 172/173

CNC hinged door cabinet R 36-16

- When using drawers and pull-outs, the opening angle must be 130°

CNC hinged door cabinet (empty) R 36-16
- Hinged door cabinet with solid sheet doors
- With moulded recess cylinder lock

Item no.	Dimensions in mm (WxDxH)	Usable height in mm
04.109	980 x 500 x 1019	900
04.118	980 x 500 x 1838	1719

CNC hinged door cabinet with glazed doors (empty) R 36-16
- Hinged door cabinet with glazed doors (acrylic glass)
- With moulded recess cylinder lock

Item no.	Dimensions in mm (WxDxH)	Usable height in mm
04.117	980 x 500 x 1838	1719

100 mm front height

150 mm front height


200 mm front height

Drawers for hinged door cabinet R 36-16
- Full pull-out 100 %
- Includes rails and fastening material
- Usable drawer dimension, internal: 900 x 400 mm
- Max. load capacity 50 kg

Item no.	Front height in mm	Shell height in mm	Usable height in mm
60.098.100VA	100	85	90
60.098.150VA	150	135	140
60.098.200VA	200	185	190

Pull-out shelf for hinged door cabinet
- Max. load capacity 50 kg
- Includes rails and fastening material

Item no.	Dimensions in mm (WxDxH)	Designation
04.090.014	926 x 442 x 70	Shelf with upstand, pull-out 100 %

Shelf for hinged door cabinet
- Max. load capacity 80 kg
- Includes fastening material

Item no.	Dimensions in mm (WxDxH)	Designation
04.090.013	925 x 443 x 22	Fixed shelf, height-adjustable, bolted

CNC tool holder frame (WAR) for hinged door cabinet
- Can be used straight/inclined
- Includes fastening material

Item no.	Dimensions in mm (WxDxH)	Load capacity (kg)
02.89WAR900	924 x 425 x 87	80
02.89WAR9005	924 x 425 x 87	140

	CNC E1	CNC E2	CNC E3
Maximum insert capacity per carrier for 02.89WAR900 and 02.89WAR9005	48*	33*	24*

CNC tool holder frame (WAR) for hinged door cabinet
- Pull-out 100 %
- Includes rails and fastening material

Item no.	Dimensions in mm (WxDxH)	Load capacity (kg)
02.89WARA900	926 x 450 x 60	50

	CNC E1	CNC E2	CNC E3
Maximum insert capacity per carrier for 02.89WARA900	48*	33*	24*

Bracket retrofit kit for CNC tool holder frame
- Load capacity 140 kg
- 4-part set

Item no.	Dimensions in mm (WxDxH)
02.89W140	76 x 29 x 12

CNC RotaRex® large cabinet

CNC-RotaRex®

Your advantages
- Barrier-free access to the cabinet - no impairment by pull-outs
- Space-saving - high quantity of inserts with minimal storage area, up to 400x SK30 or up to 300x SK40 tools fit in 1m²
- Optimised work process as all tools are quickly within reach
- Opening/usable height: 1790 mm
- Forklift base for transport
  Warning! RotaRex® must not be transported when loaded!

Roller shutters
- The electrically driven roller shutter is operated by remote control
- Alternatively possible with spring-loaded shaft or hinged doors
- Multiple cabinets can be opened simultaneously with one remote control (on request)
- Aluminium-coloured plastic slats
- In case of a power failure or technical defect, emergency unlocking is provided on the rear of the cabinet

Column
- Precision steel tube, Ø 60 mm
- Galvanized
- Total load 1.5 t
- For holding up to 5 CNC rotating frames
  Individually adjustable on a grid of 25 mm
- Individual readjustment of the column position thanks to a tongue on the bottom

CNC-RotaRex® with electric roller shutters
- With remote control
- Without CNC rotating frame

Item no.	Dimensions in mm (WxDxH)
02.1000.1	1055 x 1035 x 2130

CNC-RotaRex® with manual roller shutters
- Without CNC rotating frame

Item no.	Dimensions in mm (WxDxH)
02.1000.2	1055 x 1035 x 2130

CNC-RotaRex® with hinged doors
- Glazed doors with acrylic glass
- Without CNC rotating frame

Item no.	Dimensions in mm (WxDxH)
02.1000.3	1055 x 1035 x 1955

CNC rotating frame

- Dimensions (Ø): 915 mm
- Customer-specific height adjustment thanks to a grid of 25 mm in the column
- Up to 5 x CNC rotating frame fit in the RotaRex®, depending on the tool height
- All frames can be individually rotated 360°
- Maximum load of up to 300 kg per frame
- With handles for optimum access to each tool
- Locking at 90°, 180°, 270°, and 360°
- Smooth rolling with steel ball bearing guides

CNC rotating frame

- With handles and locking mechanism
- 16 lines for Tool inserts
- Supplied without inserts

Item no.	Dimensions in mm (Ø)
02.R01	915

CNC E1

Tool insert size 1

- Tool insert 49 x 103 x 17 mm
- CNC rotating frame completely equipped with the inserts listed below

Item no.	Type	Number of inserts	Number of tools
02.R560130	SK 30	80	80
02.R570104	Capto C4	80	80
02.R560330	MK 3	80	80
02.R560340	MK 4	80	80
02.R560225	VDI 25	80	80
02.R560230	VDI 30	80	80

CNC E2

Tool insert size 2

- Tool insert 74 x 103 x 17 mm
- CNC rotating frame completely equipped with the inserts listed below

Item no.	Type	Number of inserts	Number of tools
02.R570150	HSK A 50/B 63	60	60
02.R570163	HSK A 63/B 80	60	60
02.R560140	SK 40	60	60
02.R570405	Capto C5	60	60
02.R560240	VDI 40	60	60
02.R560350	MK5	60	60

CNC E3

Tool insert size 3

- Tool insert 99 x 103 x 17 mm
- CNC rotating frame completely equipped with the inserts listed below

Item no.	Type	Number of inserts	Number of tools
02.R570132	HSK A 32/B 40	32	96
02.R570140	HSK A 40/B 50	32	64
02.R570180	HSK A 80/B 100	32	32
02.R5701100	HSK A 100/B 125	32	32
02.R560150	SK 50	32	32
02.R570103	Capto C3	32	96
02.R570106	Capto C6	32	32
02.R570108	Capto C8	32	32
02.R560250	VDI 50	32	32
02.R570100	Universal	32	32

CNC workshop and transport trolleys

CNC workshop trolley R 18-24 | R 24-24

The optimum storage and safe transport of CNC tools significantly influence economic efficiency.

- Inserts see page 172/173
- **Suspension rails 02.33.87.60 are required when using the single carrier (WAT).**
- **Supplied without tools and inserts**

CNC workshop trolley R18-24
- Raised edges and ribbed rubber mat
- 5x drawer
- Usable drawer dimension, internal: 450 x 600 mm
- Drawers with full pull-out 100 %
- Drawers with 50 mm front height, load capacity 70 kg
  Drawers with 100 mm front height, load capacity 100 kg
  Drawers with 400 mm front height, load capacity 180 kg
- With individual interlocking
- 2 fixed and 2 steering casters, Ø 125 mm with locks
- Max. load capacity 500 kg

Item no.	Dimensions in mm (WxDxH)	Designation
02.580.05V	555 x 736 x 991	CNC workshop trolley with 5x drawer and raised edges
02.8705.100	470 x 120 x 180	CNC tool holder carrier (WAT), 5x single carrier per drawer possible
02.33.87.60	600 x 25 x 75	Suspension rail for CNC for tool holder carrier (WAT)
02.8705.500	450 x 600 x 130	CNC drawer frame SR 450, without tool inserts

CNC workshop trolley R24-24
- Raised edges and ribbed rubber mat
- 4x drawer
- Usable drawer dimension, internal: 600 x 600 mm
- Drawers with full pull-out 100 %
- Drawers with 50 mm front height, load capacity 70 kg
  Drawers with 100 mm front height, load capacity 100 kg
  Drawers with 400 mm front height, load capacity 180 kg
- With individual interlocking
- 2 fixed and 2 steering casters, Ø 125 mm with locks
- Max. load capacity 500 kg

Item no.	Dimensions in mm (WxDxH)	Designation
02.780.04V	705 x 736 x 991	CNC workshop trolley with 4 drawer and raised edges
02.8707.100	620 x 120 x 180	CNC tool holder carrier (WAT), 5x single carrier per drawer possible
02.33.87.60	600 x 25 x 75	Suspension rail for CNC for tool holder carrier (WAT)
02.8707.500	600 x 600 x 130	CNC drawer frame SR 600, without tool inserts

- Optimum storage and safe transport
- *Number of possible inserts for sizes E1, E2, E3
  see page 172/173

Housing for CNC trolley 02.85.07, R24-24

Item no.	Dimensions in mm (WxDxH)	Description	CNC E1	CNC E2	CNC E3
02.86.07	705 x 736 x 1019	Garage, lockable with cylinder lock			
02.85.07	560 x 630 x 950	CNC trolley with handle, 2x fixed and 2x steering caster, Ø 125 mm with locks, without tool inserts and tool carrier	60*	42*	30*
02.8707.100	620 x 120 x 180	*CNC tool holder carrier (WAT) 600 for R 24-24, 6x single carrier per trolley possible. Capacity see table below.	10*	11*	8*
02.85.08	535 x 336 x 36	Bottom tray for CNC trolley			

Housing for CNC trolley 02.85.01, R36-24

Item no.	Dimensions in mm (WxDxH)	Description	CNC E1	CNC E2	CNC E3
02.86.01	705 x 1003 x 1019	Garage, lockable with cylinder lock			
02.85.01	560 x 930 x 950	CNC trolley with handle, 2x fixed and 2x steering caster, Ø 125 mm with locks, without tool inserts and tool carrier	96*	66*	48*
02.8710.100	920 x 120 x 180	*CNC tool holder carrier (WAT) 900 for R36-24, 6x single carrier per trolley possible. Capacity see table below.	16*	11*	8*
02.85.06	835 x 330 x 36	Bottom tray for CNC trolley			

CNC workshop and transport trolleys

CNC transport trolley

- Optimum storage and safe transport
- **Supplied without tools and inserts**
- *Number of possible inserts for sizes E1, E2, E3 see page 172/173

kg 400

CNC trolley (empty) for max. 8 CNC carriers 02.8707.100
- 2x fixed and 2x steering caster, Ø 125 mm with locks
- Max. capacity of CNC inserts with 8x carrier (see table)
- Max. load capacity 400 kg

Item no.	CNC E1	CNC E2	CNC E3
02.8707.100	10*	7*	5*

Item no.	Dimensions in mm (WxDxH)	CNC E1	CNC E2	CNC E3
02.88.00	630 x 900 x 860	80*	56*	40*

CNC trolley with 1 level (empty) for CNC tools
- 2x fixed and 2x steering caster, Ø 200 mm with locks
- 1x tool frame, top
- 1x shelf, bottom
- Max. capacity of CNC inserts see table
- Max. load capacity 400 kg

Item no.	Dimensions in mm (WxDxH)	CNC E1	CNC E2	CNC E3
02.092.02	950 x 665 x 950	80*	55*	40*

CNC trolley with 2 levels (empty) for CNC tools
- 2x fixed and 2x steering caster, Ø 200 mm with locks
- 2x tool frame
- Max. capacity of CNC inserts see table
- Max. load capacity 400 kg

Item no.	Dimensions in mm (WxDxH)	CNC E1	CNC E2	CNC E3
02.092.01	950 x 665 x 950	160*	110*	80*

CNC transport trolley

- 2x fixed and 2x steering caster, Ø 125 mm with locks
- Ergonomic handle, enabling the multi-trolleys to move extremely smoothly and be used anywhere
- Individual arrangements possible
- Max. load capacity 400 kg
- *Number of possible inserts for sizes E1, E2, E3 see page 172/173

kg 400

Pos.	Item no.	Dimensions in mm (WxDxH)	Description
1	07.58.10-1	990 x 610 x 1450	CNC trolley (empty) with bottom shelf
2	07.58.22	980 x 200 x 30	Top shelf for CNC trolley
3	02.910.02	942 x 263 x 134	Tool holding shelf, wide, WABg 900 2x cassette with bolted mounting brackets, 0°, 10° & 20° inclinable
4	02.910.01	942 x 147 x 134	Tool holding shelf, narrow, WABk 900 1x cassette with bolted mounting brackets, 0°, 10° & 20° inclinable

- Tool holding shelf, narrow
- WABk 900

Item no.	Dimensions in mm (WxDxH)	CNC E1	CNC E2	CNC E3
02.910.01	942 x 147 x 134	16*	11*	8*

- Tool holding shelf, wide
- WABg 900

Item no.	Dimensions in mm (WxDxH)	CNC E1	CNC E2	CNC E3
02.910.02	942 x 263 x 134	32*	22*	16*