DEPRAG
machines unlimited

SCREWDRIVING SYSTEM

DEPRAG Plus

+ Connectivity

Interfaces

- OPC UA
- MQTT
- REST
- FTP

- I/O
- Profibus
- Industrial Ethernet (Profinet/EtherCAT/EtherNet/IP)

DEPRAG Cockpit On Premise / DEPRAG Cockpit Cloud

The DEPRAG Cockpit is DEPRAG's digital service for your easy entry into the Smart Factory. Whether as an On Premise or Cloud version, the DEPRAG Cockpit allows the user to maintain an overview of any number of different screwdriving technology controllers - regardless of manufacturer.
The software solution for screwdriving technology controllers helps your employees to monitor production data from different assembly lines.

The data from several company plants, including production lines and connected devices, is centralized in DEPRAG Cockpit - either on your local infrastructure or in the new Cockpit Cloud.

- **Data supply via OPC UA**
- **Central platform for screwdriving and assembly technology**
- **Reliable processing data acquisition**
- **Detailed capacity and usage statistics**
- **Process monitoring and notifications**
- **Analysis and recognition of trends from system messages**

+ USABILITY

DEPRAG Cockpit On Premise / DEPRAG Cockpit Cloud

Advantages of using DEPRAG Cockpit

The software enables supervision and analysis of screwdriving controllers, as well as screwdriving results, and provides analysis tools to support ongoing process optimisation and detection of trends. Due to the saving of reference curves and use of intelligent algorithms, potential opportunities for optimisation can be identified early. Comprehensive documentation and automatic notifications contribute to maximising operating times.

- **Continuous process optimisation**
- **Maximum reliability due to trend analysis and detection of anomalies**
- **Process and device documentation consolidated in one place**
- **Maximum cost-saving due to recognition of potentials and early detection of potential problems**
- **Intelligent software: 80 % data saving**
- **Intuitive HMI – on any end device**
- **Integration of brand-independent products**

Further information can be found in our catalogue D3900 Software solutions and updates.

WLAN Client

- Wireless connection
- Perfect in restricted areas
- External wireless parameterization
- Secure connection > https

+ FLEXIBILITY

Screwdriving System DEPRAG Plus:
ONE system for DEPRAG handheld and spindle screwdrivers transducerized (EC-Servo) or motor current (EC)

- Extremely versatile for changing assembly requirements
- Reduces training needs
- Intuitive operator guidance with the DEPRAG Cockpit

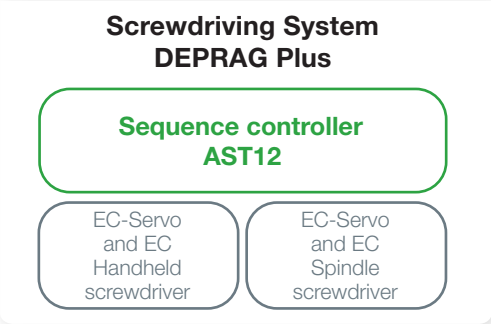

DEPRAG Apps

Software solutions
- DEPRAG Cockpit Cloud
- DEPRAG Cockpit On Premise
- DEPRAG Graph Viewer
- DEPRAG Operator Guidance
- Visualisation of the process
- Safety & Change tracking
- DEPRAG Universal Robots Link
- TIA Link | TwinCAT Link | Allen-Bradley Link
- Process Control
- DEPRAG GraphViewer Cloud

Industry 4.0 interfaces
- OPC UA, MQTT, REST, FTP

Fieldbus interfaces
- EtherNet/IP, EtherCAT, Profinet, Profibus

Screwdriving procedures
- Torque controlled
- Angle controlled
- Clamp Force Control (seating point detection)
- Friction procedure (friction dependent torque assembly)

Software updates
Update service and safety package
- one-time
- annual licence

Fit for the future ...

with the DEPRAG Cockpit Platform

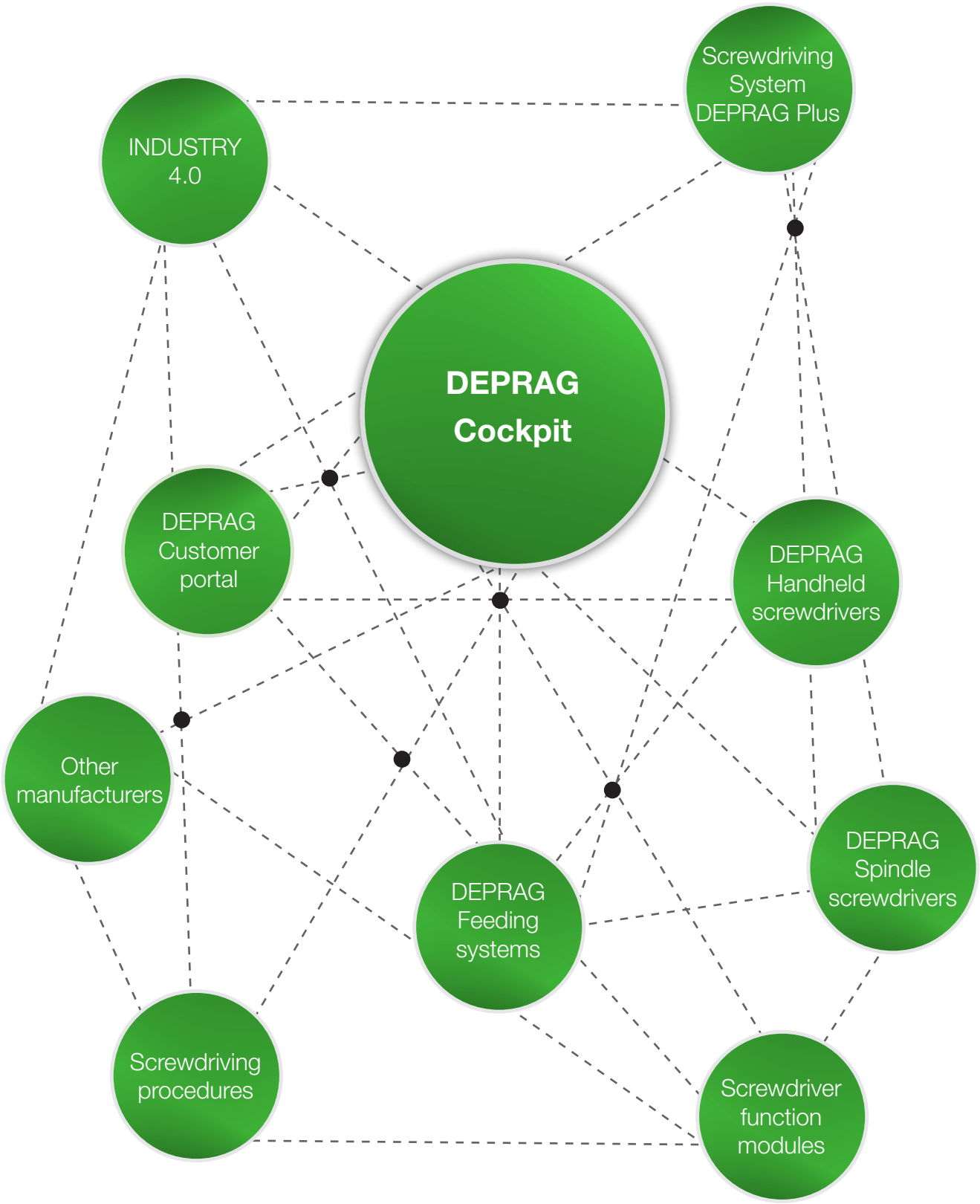

TECHNICAL DATA SEQUENCE CONTROLLER

	Type Part no.	AST12-1 115001A	AST12-1 PB 115001B	AST12-1 IE 115001C
Torque range from to	Nm	0.01 - 6		
Max. number of programs saved		1000		
Max. number of screwdriving curves saved (graphic data)		1000		
Max. number of screwdriving results saved		last 7 days complete (> 80.000 in 24h)		
Interfaces		EA = inputs/outputs	EA = inputs/outputs PB = Profibus	EA = inputs/outputs IE = Profinet/EtherCAT/EtherNet/IP
Display		Graphic display with touch feature (capacitive)		
Industry 4.0 interfaces		REST | OPC UA | MQTT | FTP		
Power connection	V	48V DC		
Protection class		IP40		
Dimensions (W x H x D)	mm/in.	232 x 175 x 138 / 9.05 x 6.8 x 5.38		
Weight	kg/lbs	3.8 / 8.36		
Required accessories: Power cable EU | US | UK | Brazil | China	Part no.	833790 | 833791 | 833792 | 207388 | 832927		
Optional accessories:				
Base stand	Part no.	120234A		
WLAN Client	Part no.	146766		
Part sensor capacitive	Part no.	354841G		
Scanner	Part no.	914783A		
Connection cable AST12 to scanner	Part no.	128136A		
Connection cable AST12 to feeder	Part no.	125493A		



TECHNICAL DATA SEQUENCE CONTROLLER

	Type Part no. Type Part no.	AST12-2 115002A AST12-3 115003A	AST12-2 PB 115002B AST12-3 PB 115003B	AST12-2 IE 115002C AST12-3 IE 115003C
Torque range from to (AST12-2)	Nm	0.7 - 25		
Torque range from to (AST12-3)	Nm	1 - 70		
Max. number of programs saved		1000		
Max. number of screwdriving curves saved (graphic data)		1000		
Max. number of screwdriving results saved		last 7 days complete (> 80.000 in 24h)		
Interfaces		EA = inputs/outputs	EA = inputs/outputs PB = Profibus	EA = inputs/outputs IE = Profinet/EtherCAT/EtherNet/IP
Display		Graphic display with touch feature (capacitive)		
Industry 4.0 interfaces		REST | OPC UA | MQTT | FTP		
Power connection	V / Hz	100-240 / 50-60		
Protection class		IP54		
Dimensions (W x H x D)	mm/in.	232 x 295 x 235.5 / 9.05 x 11.6 x 9.27		
Weight AST12-2 | AST12-3	kg/lbs	9.3/20.46 | 11.3/24.86		
Required accessories: Power cable EU | US | China | Brazil	Part no.	385443A | 385443B | 385443C | 385443D		
Optional accessories:				
Scanner	Part no.	914783A		
Connection cable AST12 to scanner	Part no.	128136A		
Base stand	Part no.	300085A		
WLAN Client	Part no.	146766		
Part sensor capacitive	Part no.	354841G		
Connection cable AST12 to feeder	Part no.	125493A		



OVERVIEW HANDHELD SCREWDRIVERS for Screwdriving System DEPRAG Plus

Torque range (Nm)	Speed range (rpm)	Measuring principle (shut-off)	Type	Technical date see page
0.01 - 0.05	120 - 1500	Motor current	321EG(A/T)22-00005	20
0.03 - 0.12	120 - 1500	Motor current	321EG(A/T)22-00012	20
0.05 - 0.25	100 - 2000	Motor current	321EG(A/T/Z)22-00025	20
0.1 - 0.5	80 - 1600	Motor current	321EG(A/T/Z)22-00050	20
0.1 - 0.5	80 - 1600	Transducerized	326EG(A/T/Z)22-00050	10
0.15 - 1	50 - 1000	Motor current	321EG(A/T)27-0010, 321EPT27-0010	21, 27
0.15 - 1	50 - 1000	Transducerized	326EG(A/T)27-0010	11
0.15 - 1	50 - 1000	Transducerized	326EPT27-0010	15
0.16 - 0.8	60 - 1200	Motor current	321EG(A/T/Z)22-00080	20
0.16 - 0.8	60 - 1200	Transducerized	326EG(A/T/Z)22-00080	10
0.18 - 1.2	50 - 900	Motor current	321EG(A/T/Z)22-00120	20
0.18 - 1.2	50 - 900	Transducerized	326EG(A/T/Z)22-00120	10
0.4 - 1.8	100 - 1000	Motor current	321EG(A/T/Z)27-0018	21
0.4 - 1.8	100 - 1000	Transducerized	326EG(A/T/Z)27-0018	11
0.4 - 2	30 - 550	Motor current	321EG(A/T/Z)22-00200	20
0.4 - 2	30 - 550	Transducerized	326EG(A/T/Z)22-00200	10
0.4 - 2.2	80 - 800	Motor current	321EWT27-0022-(E6/E10/F6/D6/DM6)	24
0.4 - 2.2	80 - 800	Transducerized	326EWT27-0022-(E6/E10/F6/D6/DM6)	13
0.4 - 2.4	50 - 700	Motor current	321EG(A/T/Z)27-0024, 321EPT27-0024	21, 27
0.4 - 2.4	50 - 700	Transducerized	326EG(A/T/Z)27-0024	11
0.4 - 2.4	50 - 700	Transducerized	326EPT27-0024	15
0.7 - 3.5	50 - 500	Motor current	321EWT27-0035-(E6/E10/F6/D6/DM6)	24
0.7 - 3.5	50 - 500	Transducerized	326EWT27-0035-(E6/E10/F6/D6/DM6)	13
0.7 - 4.2	40 - 400	Motor current	321EG(A/T/Z)27-0042, 321EPT27-0042	21, 27
0.7 - 4.2	40 - 400	Transducerized	326EG(A/T/Z)27-0042	11
0.7 - 4.2	40 - 400	Transducerized	326EPT27-0042	15
0.7 - 4.2	40 - 750	Motor current	321EG(A/T/Z)27-0042-HP, 321EPT27-0042-HP	21, 27
0.7 - 4.2	40 - 750	Transducerized	326EG(A/T/Z)27-0042-HP	11
0.7 - 4.2	40 - 750	Transducerized	326EPT27-0042-HP	15
0.8 - 4	100 - 1000	Motor current	321EG(A/T/Z)36-0040, 321EPT36-0040	22, 28
1 - 6	30 - 300	Motor current	321EWT27-0060-(E6/E10/F6/D6/DM6)	24
1 - 6	30 - 300	Transducerized	326EWT27-0060-(E6/E10/F6/D6/DM6)	13
1 - 6	50 - 550	Motor current	321EWT27-0060-HP-F6	24
1 - 6	50 - 550	Transducerized	326EWT27-0060-HP-F6	13
1 - 6	70 - 740	Motor current	321EG(A/T/Z)36-0060, 321EPT36-0060	22, 28
1 - 6	75 - 750	Motor current	321EWT36-0060-(E6/E10/F6/D6/DM6)	25
1.5 - 8	30 - 450	Motor current	321EPT27-0080-HP	27
1.5 - 8	30 - 450	Transducerized	326EPT27-0080-HP	15
1.5 - 15	40 - 900	Transducerized	327EG(A/T)36-0150	12
2 - 9	50 - 540	Motor current	321EG(A/T/Z)36-0090	22
2 - 12	35 - 380	Motor current	321EG(A/T/Z)36-0120, 321EPT36-0120	22, 28
2 - 12	40 - 400	Motor current	321EWT36-0120-(E6/E10/F6/D6/DM6)	25
2.4 - 12	50 - 1000	Motor current	322EG(A/T)36-0120	23
3 - 18	20 - 240	Motor current	321EWT36-0180-E10	25
3 - 18	25 - 280	Motor current	321EG(A/T/Z)36-0180, 321EPT36-0180	22, 28
4 - 15	50 - 900	Transducerized	327EWT36-0150-E10	14
4 - 20	35 - 700	Motor current	322EG(A/T)36-0200	23
4 - 20	35 - 700	Transducerized	327EG(A/T)36-0200	12
5 - 25	15 - 180	Motor current	321EWT36-0250-E10	25
5 - 25	20 - 220	Motor current	321EG(A/T)36-0250	22
6 - 20	40 - 700	Motor current	322EWT36-0200-E10	26
6 - 20	40 - 700	Transducerized	327EWT36-0200-E10	14
6.4 - 32	25 - 450	Motor current	322EG(A/T)36-0320	23
6.4 - 32	25 - 450	Transducerized	327EG(A/T)36-0320	12
10 - 12	60 - 1300	Transducerized	327EG(A/T)36-0100	12
10 - 30	30 - 450	Motor current	322EWT36-0300-E10	26
10 - 30	30 - 450	Transducerized	327EWT36-0300-E10	14
10 - 50	20 - 290	Motor current	322EG(A/T)36-0500	23
10 - 50	20 - 290	Transducerized	327EG(A/T)36-0500	12
15 - 50	20 - 280	Motor current	322EWT36-0500-E12.5	26
15 - 50	20 - 280	Transducerized	327EWT36-0500-E12.5	14
20 - 70	20 - 170	Motor current	322EWT36-0700-E12.5	26
20 - 70	20 - 170	Transducerized	327EWT36-0700-E12.5	14

OVERVIEW SPINDLE SCREWDRIVERS for Screwdriving System DEPRAG Plus

Torque range (Nm)	Speed range (rpm)	Measuring principle (shut-off)	Type	Technical date see page
0.03 - 0.2	150 - 1500	Motor current	321E19-0002	29
0.08 - 0.5	60 - 1200	Motor current	321E19-0005	29
0.1 - 0.5	80 - 1600	Transducerized	326E22-00050	16
0.15 - 0.8	100 - 1000	Motor current	321E19-0008	29
0.16 - 0.8	60 - 1200	Transducerized	326E22-00080	16
0.15 - 1	50 - 1000	Motor current	321E27-0010	30
0.15 - 1	50 - 1000	Transducerized	326E27-0010	16
0.18 - 1.2	50 - 900	Motor current	321E22-00120	30
0.18 - 1.2	50 - 900	Transducerized	326E22-00120	16
0.4 - 1.8	100 - 1000	Motor current	321E27-0018	30
0.4 - 1.8	100 - 1000	Transducerized	326E27-0018	16
0.4 - 2	30 - 550	Motor current	321E22-00200	30
0.4 - 2	30 - 550	Transducerized	326E22-00200	16
0.4 - 2.4	50 - 700	Motor current	321E27-0024	30
0.4 - 2.4	50 - 700	Transducerized	326E27-0024	16
0.7 - 4.2	40 - 400	Motor current	321E27-0042	30
0.7 - 4.2	40 - 400	Transducerized	326E27-0042	16
0.7 - 4.2	40 - 750	Motor current	321E27-0042-HP	30
0.7 - 4.2	40 - 750	Transducerized	326E27-0042-HP	16
0.8 - 4	100 - 1000	Motor current	321E36-0040	31
1 - 6	70 - 740	Motor current	321E36-0060	31
1 - 10	60 - 1300	Transducerized	327E36-0100	17
1.5 - 8	30 - 450	Motor current	321E27-0080-HP	30
1.5 - 8	30 - 450	Transducerized	326E27-0080-HP	16
1.5 - 15	40 - 900	Transducerized	327E36-0150	17
2 - 9	50 - 540	Motor current	321E36-0090	31
2 - 12	35 - 380	Motor current	321E36-0120	31
2.4 - 12	50 - 1000	Motor current	322E36-0120	32
3 - 18	25 - 280	Motor current	321E36-0180	31
4 - 20	35 - 700	Motor current	322E36-0200	32
4 - 20	35 - 700	Transducerized	327E36-0200	18
5 - 25	20 - 220	Motor current	321E36-0250	31
6 - 20	40 - 700	Motor current	322EW36-0200-F10	33
6 - 20	40 - 700	Transducerized	327EW36-0200-F10	19
6.4 - 32	25 - 450	Motor current	322E36-0320	32
6.4 - 32	25 - 450	Transducerized	327E36-0320	18
10 - 30	30 - 450	Motor current	322EW36-0300-F10	33
10 - 30	30 - 450	Transducerized	327EW36-0300-F10	19
10 - 50	20 - 290	Motor current	322E36-0500	32
10 - 50	20 - 290	Transducerized	327E36-0500	18
15 - 50	20 - 280	Motor current	322EW36-0500-F12.5	33
15 - 50	20 - 280	Transducerized	327EW36-0500-F12.5	19
20 - 70	20 - 170	Motor current	322EW36-0700-F12.5	33
20 - 70	20 - 170	Transducerized	327EW36-0700-F12.5	19

Type code handheld screwdrivers

321/322/326/327E**GA**

G = straight design
P = pistol grip
W = angle head

A = push-to-start
T = lever lstart
Z = in combination with feeder

Type code spindle screwdrivers

321/322/326/327**EW**

E = straight design
EW = angle head

TECHNICAL DATA EC-SERVO HANDHELD SCREWDRIVER, straight design, size 22

MINIMAT-EC-Servo Handheld screwdriver Straight design. push-to-start	Type Part no.	326EGA22-00050 505031D	326EGA22-00080 505031E	326EGA22-00120 505031F	326EGA22-00200 505031G
MINIMAT-EC-Servo Handheld screwdriver Straight design. lever start	Type Part no.	326EGT22-00050 505032D	326EGT22-00080 505032E	326EGT22-00120 505032F	326EGT22-00200 505032G
MINIMAT-EC-Servo Handheld screwdriver In combination with feeder	Type Part no.	326EGZ22-00050 505033D	326EGZ22-00080 505033E	326EGZ22-00120 505033F	326EGZ22-00200 505033G
Torque tolerance for Cmk ≥ 1.67		±7%			
Torque range from to	Nm	0.1 - 0.5	0.16 - 0.8	0.18 - 1.2	0.4 - 2
	in.lbs	0.89 - 4.43	1.42 - 7.08	1.59 - 10.62	3.54 - 17.7
Speed range from to	rpm	80 - 1600	60 - 1200	50 - 900	30 - 550
Diameter	mm/in.	30.5 / 1.2	30.5 / 1.2	30.5 / 1.2	30.5 / 1.2
Length	mm/in.	236 / 9.2	236 / 9.2	228 / 8.9	228 / 8.9
Weight	kg/lbs	0.75 / 1.65	0.75 / 1.65	0.75 / 1.65	0.75 / 1.65
Noise level	dB (A)	60	60	60	60
Bit drive with quick change chuck		4 mm Halfmoon	4 mm Halfmoon	DIN ISO 1173 F6.3	DIN ISO 1173 F6.3
Bits		4 mm Halfmoon	4 mm Halfmoon	DIN ISO 1173 E6.3	DIN ISO 1173 E6.3
Used with sequence controller		AST12-1 | AST12-1 PB | AST12-1 IE			
Optional accessories:					
Spring sleeve cpl., without suction		4032802A *)		364672A *)	
Spring sleeve cpl., with suction		4032802B *)		364672C *)	
Support ring		389775C *)		389775C *)	
Screwdriver adapter		4008331U		4008331U	
Screwdriver adapter turnable (for 326EGZ)		401014B		401014B	
Handle (for 326EGA)		4055451E		4055451E	
Motor cable extension		see page 35		see page 35	

*) not suitable for screwdriver 326EGZ

The motor cable, 2.5-meters long, is solidly connected to the screwdriver

TECHNICAL DATA EC-SERVO HANDHELD SCREWDRIVER, straight design, size 27

						High Performance
MINIMAT-EC-Servo Handheld screwdriver Straight design, push-to-start	Type Part no.	326EGA27-0010 505042A	326EGA27-0018 505042B	326EGA27-0024 505042C	326EGA27-0042 505042D	326EGA27-0042-HP 505042E
MINIMAT-EC-Servo Handheld screwdriver Straight design, lever start	Type Part no.	326EGT27-0010 505043A	326EGT27-0018 505043B	326EGT27-0024 505043C	326EGT27-0042 505043D	326EGT27-0042-HP 505043E
MINIMAT-EC-Servo Handheld screwdriver In combination with feeder	Type Part no.	- -	326EGZ27-0018 505044B	326EGZ27-0024 505044C	326EGZ27-0042 505044D	326EGZ27-0042-HP 505044E
Torque tolerance for Cmk ≥ 1.67		±7%				
Torque range from to	Nm/in.lbs	0.15-1/1.33-8.85	0.4-1.8/3.54-15.9	0.4-2.4/3.54-21.2	0.7-4.2/6.2-37.2	0.7-4.2/6.2-37.2
Speed range from to	rpm	50 - 1000	100 - 1000	50 - 700	40 - 400	40 - 750
Diameter	mm/in.	30.5 / 1.2	30.5 / 1.2	30.5 / 1.2	30.5 / 1.2	30.5 / 1.2
Length 326EGA/326EGT	mm/in.	261 / 10.18	261 / 10.18	261 / 10.18	273 / 10.65	261 / 10.18
Length 326EGZ	mm/in	-	262 / 10.22	262 / 10.22	274 / 10.69	262 / 10.22
Weight 326EGA/326EGT	kg/lbs	0.63 / 1.4	0.63 / 1.4	0.63 / 1.4	0.68 / 1.5	0.63 / 1.4
Weight 326EGZ	kg/lbs	-	0.58 / 1.3	0.58 / 1.3	0.63 / 1.4	0.58 / 1.3
Noise level	dB (A)	60	60	60	60	60
Internal hex drive with quick change chuck DIN ISO 1173		F6.3 (¼")	F6.3 (¼")	F6.3 (¼")	F6.3 (¼")	F6.3 (¼")
Bits DIN ISO 1173		E6.3 (¼")	E6.3 (¼")	E6.3 (¼")	E6.3 (¼")	E6.3 (¼")
Used with sequence controller		AST12-1 | AST12-1 PB | AST12-1 IE				AST12-2 | AST12-2 PB | AST12-2 IE
Required accessories: Motor cable straight design Length 2.5m|5m|8m|12m|20m		117352A | 117352B | 117352C | 117352D | 117352E				
Motor cable with angle connector Length 2.5m|5m|8m|12m|20m		117353A | 117353B | 117353C | 117353D | 117353E				
Optional accessories:						
Spring sleeve cpl., without suction		364672A *)				
Spring sleeve cpl., with suction		364672C *)				
Support ring		389775C *)				
Screwdriver adapter		4008331U				
Screwdriver adapter turnable (for 326EGZ)		401014B				
Handle (for 326EGZ)		4055451E				

*) not suitable for screwdriver 326EGZ

TECHNICAL DATA EC-SERVO HANDHELD SCREWDRIVER, straight design, size 36

MINIMAT-EC-Servo Handheld screwdriver Straight design, push-to-start	Type Part no.	327EGA36-0100 506011B	327EGA36-0150 506011C	327EGA36-0200 506011D	327EGA36-0320 506011E	327EGA36-0500 506011F
MINIMAT-EC-Servo Handheld screwdriver Straight design, lever start	Type Part no.	327EGT36-0100 506012B	327EGT36-0150 506012C	327EGT36-0200 506012D	327EGT36-0320 506012E	327EGT36-0500 506012F
Torque tolerance for Cmk ≥ 1.67		±7%				
Torque range from to	Nm/in.lbs	1-10 / 8.85-88.5	1.5-15 / 13.3-132,75	4-20 / 35.4-177	6.4-32 / 56.6-283.2	10-50 / 88.5-442.5
Speed range from to	rpm	60 - 1300	40 - 900	35 - 700	25 - 450	20 - 290
Diameter	mm/in.	45/1.75	45/1.75	45/1.75	45/1.75	45/1.75
Length	mm/in.	415/16.2	415/16.2	415/16.2	454/17.7	454/17.7
Weight	kg/lbs	1.7/3.7	1.7/3.7	1.7/3.7	2/4.4	2/4.4
Noise level	dB (A)	62	62	62	62	62
Internal hex drive with quick change chuck DIN ISO 1173		F6.3 (¼“)	F6.3 (¼“)	F6.3 (¼“)	F11.2 (7/16“)	F11.2 (7/16“)
Bits DIN ISO 1173		E6.3 (¼“)	E6.3 (¼“)	E6.3 (¼“)	E11.2 (7/16“)	E11.2 (7/16“)
Used with sequence controller		AST12-3 | AST12-3 PB | AST12-3 IE				
Required accessories: Motor cable straight design	Length 2.5m | 5m | 8m | 12m	125496A | 125496B | 125496C | 125496D				
Optional accessories:						
Spring sleeve cpl.. without suction		364672A				
Spring sleeve cpl.. with suction		364672C				
Support ring		134139B				
Hanging bracket		3275961				
Screwdriver adapter		162091				

TECHNICAL DATA EC-SERVO HANDHELD SCREWDRIVER, angle head, size 27

MINIMAT-EC-Servo Handheld screwdriver Angle head, lever start External square drive DIN 3121 Bits DIN 3121 Internal square drive	Type Part no.	326EWT27-0022-E06 505046A E6.3 (¼“) G6.3 (¼“)	326EWT27-0035-E06 505046B E6.3 (¼“) G6.3 (¼“)	326EWT27-0060-E6 505046C E6.3 (¼“) G6.3 (¼“)	
MINIMAT-EC-Servo Handheld screwdriver Angle head, lever start External square drive DIN 3121 Bits DIN 3121 Internal square drive	Type Part no.	326EWT27-0022-E10 505047A E10 (3/8“) G10 (3/8“)	326EWT27-0035-E10 505047B E10 (3/8“) G10 (3/8“)	326EWT27-0060-E10 505047C E10 (3/8“) G10 (3/8“)	
MINIMAT-EC-Servo Handheld screwdriver Angle head, lever start Internal hex drive DIN ISO 1173 with quick change chuck Bits DIN ISO 1173 External hex drive	Type Part no.	326EWT27-0022-F6 505048A F6.3 (¼“) E6.3 (¼“)	326EWT27-0035-F6 505048B F6.3 (¼“) E6.3 (¼“)	326EWT27-0060-F6 505048C F6.3 (¼“) E6.3 (¼“)	**High Performance** 326EWT27-0060-HP-F6 505048D F6.3 (¼“) E6.3 (¼“)
MINIMAT-EC-Servo Handheld screwdriver Angle head, lever start Internal hex drive DIN ISO 1173 for bits Bits DIN ISO 1173 External hex drive	Type Part no.	326EWT27-0022-D6 505049A D6.3 (¼“) C6.3 (¼“)	326EWT27-0035-D6 505049B D6.3 (¼“) C6.3 (¼“)	326EWT27-0060-D6 505049C D6.3 (¼“) C6.3 (¼“)	
MINIMAT-EC-Servo Handheld screwdriver Angle head, lever start Internal hex drive DIN ISO 1173 for bits with magnet Bits DIN ISO 1173 External hex drive	Type Part no.	326EWT27-0022-DM6 505050A D6.3 (¼“) C6.3 (¼“)	326EWT27-0035-DM6 505050B D6.3 (¼“) C6.3 (¼“)	326EWT27-0060-DM6 505050C D6.3 (¼“) C6.3 (¼“)	

Torque tolerance for Cmk ≥ 1.67		±7%			
Torque range from to	Nm/in.lbs	0.4 - 2.2 / 3.5 - 19.5	0.7 - 3.5 / 6.2 - 31	1 - 6 / 8.85 - 53.1	1 - 6 / 8.85 - 53.1
Speed range from to	rpm	80 - 800	50 - 500	30 - 300	50 - 550
Diameter	mm/in.	30.5 / 1.2	30.5 / 1.2	30.5 / 1.2	30.5 / 1.2
Length	mm/in.	312 / 12.2	312 / 12.2	325 / 12.67	312 / 12.2
Weight	kg/lbs	0.83 / 1.83	0.83 / 1.83	0.86 / 1.9	0.83 / 1.83
Noise level	dB (A)	60	60	60	60
Used with sequence controller		AST12-1 | AST12-1 PB | AST12-1 IE			AST12-2 | AST12-2 PB | AST12-2 IE
Required accessories: Motor cable straight design Length 2.5m | 5m | 8m | 12m | 20m		117352A | 117352B | 117352C | 117352D | 117352E			
Motor cable with angle connector Length 2.5m | 5m | 8m | 12m | 20m		117353A | 117353B | 117353C | 117353D | 117353E			
Optional accessories:					
Screwdriver adapter		400833W			



TECHNICAL DATA EC-SERVO HANDHELD SCREWDRIVER, angle head, size 36

MINIMAT-EC-Servo Handheld screwdriver Angle head, lever start	Type Part no.	327EWT36-0150-E10 506014B	327EWT36-0200-E10 506014C	327EWT36-0300-E10 506014D
External square drive DIN 3121		E10 (3/8“)	E10 (3/8“)	E10 (3/8“)
Bits DIN 3121 Internal square drive		G10 (3/8“)	G10 (3/8“)	G10 (3/8“)
Torque tolerance for Cmk ≥ 1.67		±7%		
Torque range from to	Nm/in.lbs	4 - 15 / 35.4-132.75	6 - 20 / 53.1-177	10 - 30 / 88.5-265.5
Speed range from to	rpm	50 - 900	40 - 700	30 - 450
Diameter	mm/in.	45/1.75	45/1.75	45/1.75
Length	mm/in.	450 / 17.55	450 / 17.55	450 / 17.55
Weight	kg/lbs	1.8 / 3.96	1.8 / 3.96	1.8 / 3.96
Noise level	dB (A)	62	62	62
Used with sequence controller		AST12-3 | AST12-3 PB | AST12-3 IE		
Required accessories: Motor cable straight design Length 2.5m | 5m | 8m | 12m		125497A | 125497B | 125497C | 125497D		
Optional accessories:				
Hanging bracket		3275961		
Suspension		134241A		

MINIMAT-EC-Servo Handheld screwdriver Angle head, lever start	Type Part no.	327EWT36-0500-E12.5 506014E	327EWT36-0700-E12.5 506014F
External square drive DIN 3121		E12.5 (½“)	E12.5 (½“)
Bits DIN 3121 Internal square drive		G12.5 (½“)	G12.5 (½“)
Torque tolerance for Cmk ≥ 1.67		±7%	
Torque range from to	Nm/in.lbs	15-50 / 132.75-442.5	20-70 / 177-619.5
Speed range from to	rpm	20 - 280	20 - 170
Diameter	mm/in.	45/1.75	45/1.75
Length	mm/in.	477 / 18.6	477 / 18.6
Weight	kg/lbs	2.3 / 5.06	2.3 / 5.06
Noise level	dB (A)	62	62
Used with sequence controller		AST12-3 | AST12-3 PB | AST12-3 IE	
Required accessories: Motor cable straight design Length 2.5m | 5m | 8m | 12m		125497A | 125497B | 125497C | 125497D	
Optional accessories:			
Hanging bracket		3275961	
Suspension		134241B	

TECHNICAL DATA EC-SERVO HANDHELD SCREWDRIVER, pistol grip, size 27

MINIMAT-EC-Servo Handheld screwdriver Pistol grip, trigger-start		Type Part no.	326EPT27-0010 505045A	326EPT27-0024 505045B	326EPT27-0042 505045C	High Performance 326EPT27-0042-HP 505045D	High Performance 326EPT27-0080-HP 505045E
Torque tolerance for Cmk ≥ 1.67			±7%				
Torque range from to	Nm/in.lbs		0.15-1/1.3-8.85	0.4-2.4/3.54-21.2	0.7-4.2/6.2-37.2	0.7-4.2/6.2-37.2	1.5-8/13.3-70.8
Speed range from to	rpm		50 - 1000	50 - 700	40 - 400	40 - 750	30 - 450
Diameter	mm/in.		29	29	29	29	29
Length	mm/in.		222	222	234	222	235
Weight	kg/lbs		0.59	0.59	0.64	0.59	0.64
Noise level	dB (A)		60	60	60	60	60
Internal hex drive with quick change chuck DIN ISO 1173			F6.3 (¼“)	F6.3 (¼“)	F6.3 (¼“)	F6.3 (¼“)	F6.3 (¼“)
Bits DIN ISO 1173			E6.3 (¼“)	E6.3 (¼“)	E6.3 (¼“)	E6.3 (¼“)	E6.3 (¼“)
Used with sequence controller			AST12-1| AST12-1 PB | AST12-1 IE			AST12-2 | AST12-2 PB | AST12-2 IE	
Required accessories: Motor cable straight design Length 2.5m | 5m | 8m | 12m | 20m			117352A |117352B | 117352C | 117352D | 117352E				
Motor cable with angle connector Length 2.5m | 5m | 8m | 12m | 20m			117353A | 117353B | 117353C | 117353D | 117353E				
Optional accessories:							
Spring sleeve cpl., without suction			364672A				
Spring sleeve cpl., with suction			364672C				
Screwdriver adapter turnable			367300A				



TECHNICAL DATA EC-SERVO SPINDLE SCREWDRIVER, straight design, size 22

MINIMAT-EC Spindle screwdriver Straight design	Type Part no.	326E22-00050 505030D	326E22-00080 505030E	326E22-00120 505030F	326E22-00200 505030G
Torque tolerance for Cmk ≥ 1.67		±7%			
Torque range from to	Nm	0.1 - 0.5	0.16 - 0.8	0.18 - 1.2	0.4 - 2
	in.lbs	0.89 - 4.43	1.42 - 7.08	1.59 - 10.62	3.54 - 17.7
Speed range from to	rpm	80 - 1600	60 - 1200	50 - 900	30 - 550
Diameter	mm/in.	22 / 0.86	22 / 0.86	22 / 0.86	22 / 0.86
Length	mm/in.	227 / 8.85	227 / 8.85	233 / 9.1	233 / 9.1
Weight	kg/lbs	0.6 / 1.32	0.6 / 1.32	0.6 / 1.32	0.6 / 1.32
Noise level	dB (A)	60	60	60	60
Bit drive with quick change chuck		4 mm Halfmoon	4 mm Halfmoon	DIN ISO 1173 F6.3	DIN ISO 1173 F6.3
Bits		4 mm Halfmoon	4 mm Halfmoon	DIN ISO 1173 E6.3	DIN ISO 1173 E6.3
Used with sequence controller		AST12-1 | AST12-1 PB | AST12-1 IE			
Optional accessories:					
Depth control digital		909052E			
Depth control analog 10 mm		908838I plus amplifier 813712			
Screwdriver adapter		90824310A			

TECHNICAL DATA EC-SERVO SPINDLE SCREWDRIVER, straight design, size 27

						High Performance	
MINIMAT-EC-Servo Spindle screwdriver Straight design	Type Part no.	326E27-0010 505040A	326E27-0018 505040B	326E27-0024 505040C	326E27-0042 505040D	326E27-0042-HP 505040E	326E27-0080-HP 505040F
Torque tolerance for Cmk ≥ 1.67		±7%					
Torque range from to	Nm	0.15 - 1	0.4 - 1.8	0.4-2.4	0.7-4.2	0.7-4.2	1.5 - 8
	in.lbs	1.33 - 8.85	3.54 - 15.9	3.54 - 21.2	6.2 - 37.2	6.2 - 37.2	13.28 - 70.8
Speed range from to	rpm	50 - 1000	100 - 1000	50 - 700	40 - 400	40 - 750	30 - 450
Diameter	mm/in.	27 / 1.05	27 / 1.05	27 / 1.05	27 / 1.05	27 / 1.05	27 / 1.05
Length	mm/in.	243 / 9.5	243 / 9.5	243 / 9.5	256 / 9.98	243 / 9.5	257 / 10
Weight	kg/lbs	0.65 / 1.43	0.65 / 1.43	0.65 / 1.43	0.75 / 1.65	0.65 / 1.43	0.75 / 1.65
Noise level	dB (A)	60	60	60	60	60	60
Internal hex drive with quick change chuck DIN ISO 1173		F6.3 (¼")	F6.3 (¼")	F6.3 (¼")	F6.3 (¼")	F6.3 (¼")	F6.3 (¼")
Bits DIN ISO 1173		E6.3 (¼")	E6.3 (¼")	E6.3 (¼")	E6.3 (¼")	E6.3 (¼")	E6.3 (¼")
Used with sequence controller		AST12-1 | AST12-1 PB | AST12-1 IE				AST12-2 | AST12-2 PB | AST12-2 IE	
Required accessories: Motor cable straight design	Length 2.5m|5m|8m|12m|20m	117352A | 117352B | 117352C | 117352D | 117352E					
Motor cable with angle connector	Length 2.5m|5m|8m|12m|20m	117353A | 117353B | 117353C | 117353D | 117353E					
Optional accessories:							
Depth control digital		909052D					
Depth control analog 10 mm		908838E plus amplifier 813712					
Screwdriver adapter		9082434A					



Further information on installation as well as CAD models can be found in the download area on our website www.deprag.com.

TECHNICAL DATA EC-SERVO SPINDLE SCREWDRIVER, straight design, size 36

MINIMAT-EC-Servo Spindle screwdriver Straight design	Type Part no.	327E36-0100 506010B	327E36-0150 506010C
Torque tolerance for Cmk ≥ 1.67		±7%	
Torque range from to	Nm/in.lbs	1 - 10 / 8.85 - 88.5	1.5 - 15 / 13.27 - 132.75
Speed range from to	rpm	60 - 1300	40 - 900
Diameter	mm/in.	40 / 1.56	40 / 1.56
Length	mm/in.	383 / 14.9	383 / 14.9
Weight	kg/lbs	2.5 / 5.5	2.5 / 5.5
Noise level	dB (A)	62	62
Internal hex drive with quick change chuck DIN ISO 1173		F6.3 (¼“)	F6.3 (¼“)
Connection parts with inserting end DIN ISO 1173		E6.3 (¼“)	E6.3 (¼“)
Used with sequence controller		AST12-3 | AST12-3 PB | AST12-3 IE	
Required accessories: Motor cable straight design Length 2.5m | 5m | 8m | 12m The cable connection can be rotated 330°.		125495A | 125495B | 125495C | 125495D	
Optional accessories:			
Depth control digital		941177I	
Depth control analog 10 mm		908838D plus amplifier 813712	

Further information on installation as well as CAD models can be found in the download area on our website www.deprag.com.

TECHNICAL DATA EC-SERVO SPINDLE SCREWDRIVER, straight design, size 36

MINIMAT-EC-Servo Spindle screwdriver Straight design	Type Part no.	327E36-0200 506010D	327E36-0320 506010E	327E36-0500 506010F
Torque tolerance for Cmk ≥ 1.67		±7%		
Torque range from to	Nm/in.lbs	4 - 20 / 35.4-177	6.4 - 32 / 56.6-283.2	10 - 50 / 88.5 - 442.5
Speed range from to	rpm	35 - 700	25 - 450	20 - 290
Diameter	mm/in.	40/1.56	40/1.56	40/1.56
Length	mm/in.	383 / 14.94	386 / 15.05	386 / 15.05
Weight	kg/lbs	2.5 / 5.5	2.7 / 5.94	2.7 / 5.94
Noise level	dB (A)	62	62	62
Internal hex drive with quick change chuck DIN ISO 1173		F6.3 (¼“)	F11.2 (7/16“)	F11.2 (7/16“)
Bits DIN ISO 1173		E6.3 (¼“)	E11.2 (7/16“)	E11.2 (7/16“)
Used with sequence controller		AST12-3 | AST12-3 PB | AST12-3 IE		
Required accessories: Motor cable straight design Length 2.5m | 5m | 8m | 12m		125495A | 125495B | 125495C | 125495D		
Optional accessories:				
Depth control digital		941177I		
Depth control analog 10 mm		908838D plus amplifier 813712		



Further information on installation as well as CAD models can be found in the download area on our website www.deprag.com.

TECHNICAL DATA EC-SERVO SPINDLE SCREWDRIVER, angle head, size 36

MINIMAT-EC-Servo Spindle screwdriver Angle head	Type Part no.	327EW36-0200-F10 506013C	327EW36-0300-F10 506013D	327EW36-0500-F12.5 506013E	327EW36-0700-F12.5 506013F
External square drive DIN 3121		F10 (3/8“)	F10 (3/8“)	F12.5 (½“)	F12.5 (½“)
Bits DIN 3121 Internal square drive		G10 (3/8“)	G10 (3/8“)	G12.5 (½“)	G12.5 (½“)
Torque tolerance for Cmk ≥ 1.67		±7%			
Torque range from to	Nm/in.lbs	6 - 20 / 53.1-177	10 - 30 / 88.5-265.5	15 - 50	20 - 70
Speed range from to	rpm	40 - 700	30 - 450	20 - 280	20 - 170
Diameter	mm/in.	40 / 1.56	40 / 1.56	40 / 1.56	40 / 1.56
Length	mm/in.	514 / 20.05	514 / 20.05	517 / 20.16	517 / 20.16
Weight	kg/lbs	4.2 / 9.24	4.2 / 9.24	4.5 / 9.9	4.5 / 9.9
Noise level	dB (A)	62	62	62	62
Used with sequence controller		AST12-3 | AST12-3 PB | AST12-3 IE			
Required accessories: Motor cable straight design Length 2.5m | 5m | 8m | 12m The cable connection can be rotated 330°.		125495A | 125495B | 125495C | 125495D			
Optional accessories:					
Depth control digital		941177I			
Depth control analog 10 mm		908838D plus amplifier 813712			

Further information on installation as well as CAD models can be found in the download area on our website www.deprag.com.

TECHNICAL DATA EC HANDHELD SCREWDRIVER, straight design, size 22

MINIMAT-EC Handheld screwdriver Straight design, push-to-start	Type Part no.	321EGA22-00005 503031A	321EGA22-00012 503031B	321EGA22-00025 503031C	321EGA22-00050 503031D	321EGA22-00080 503031E
MINIMAT-EC Handheld screwdriver Straight design, lever start	Type Part no.	321EGT22-00005 503032A	321EGT22-00012 503032B	321EGT22-00025 503032C	321EGT22-00050 503032D	321EGT22-00080 503032E
MINIMAT-EC Handheld screwdriver In combination with feeder	Type Part no.	- -	- -	321EGZ22-00025 503033C	321EGZ22-00050 503033D	321EGZ22-00080 503033E
Torque tolerance for Cmk ≥ 1.67		±10%				
Torque range from to	Nm	0.01 - 0.05	0.03 - 0.12	0.05 - 0.25	0.1 - 0.5	0.16 - 0.8
	in.lbs	0.09 - 0.44	0.27 - 1.06	0.44 - 2.2	0.89 - 4.43	1.42 - 7.08
Speed range from to	rpm	120 - 1500	120 - 1500	100 - 2000	80 - 1600	60 - 1200
Diameter	mm/in.	30.5 / 1.2	30.5 / 1.2	30.5 / 1.2	30.5 / 1.2	30.5 / 1.2
Length	mm/in.	223 / 8.7	223 / 8.7	223 / 8.7	223 / 8.7	223 / 8.7
Weight	kg/lbs	0.6 / 1.32	0.6 / 1.32	0.6 / 1.32	0.6 / 1.32	0.6 / 1.32
Noise level	dB (A)	60	60	60	60	60
Bit drive with quick change chuck		4 mm half moon	4 mm half moon	4 mm half moon	4 mm half moon	4 mm half moon
Bits		4 mm half moon	4 mm half moon	4 mm half moon	4 mm half moon	4 mm half moon
Used with sequence controller		AST12-1 | AST12-1 PB | AST12-1 IE				
Optional accessories:						
Spring sleeve cpl., without suction		4032802A *)				
Spring sleeve cpl., with suction		4032802B *)				
Support ring		389775C *)				
Screwdriver adapter		4008331U				
Screwdriver adapter turnable (for 321EGZ)		401014B				
Handle (for 321EGA/321EGZ)		4055451E				
Motor cable extension		see page 35				

*) not suitable for screwdriver 321EGZ

The motor cable, 2.5-meters long, is solidly connected to the screwdriver

MINIMAT-EC Handheld screwdriver Straight design, push-to-start	Type Part no.	321EGA22-00120 503031F	321EGA22-00200 503031G	
MINIMAT-EC Handheld screwdriver Straight design, lever start	Type Part no.	321EGT22-00120 503032F	321EGT22-00200 503032G	
MINIMAT-EC Handheld screwdriver In combination with feeder	Type Part no.	321EGZ22-00120 503033F	321EGZ22-00200 503033G	
Torque tolerance for Cmk ≥ 1.67		±10%		
Torque range from to	Nm/in.lbs	0.18 - 1.2 / 1.6 - 10.6	0.4 - 2 / 3.5 - 17.7	
Speed range from to	rpm	50 - 900	30 - 550	
Diameter	mm/in.	30.5 / 1.2	30.5 / 1.2	
Length	mm/in.	215 / 8.4	215 / 8.4	
Weight	kg/lbs	0.6 / 1.32	0.6 / 1.32	
Noise level	dB (A)	60	60	
Internal hex drive with quick change chuck DIN ISO 1173		F6.3 (¼")	F6.3 (¼")	
Bits DIN ISO 1173		E6.3 (¼")	E6.3 (¼")	
Used with sequence controller		AST12-1 | AST12-1 PB | AST12-1 IE		
Optional accessories:				
Spring sleeve cpl., without suction		364672A *)		
Spring sleeve cpl., with suction		364672C *)		
Support ring		389775C *)		
Screwdriver adapter		4008331U		
Screwdriver adapter turnable (for 321EGZ)		401014B		
Handle (for 321EGA/321EGZ)		4055451E		
Motor cable extension		see page 35		

*) not suitable for screwdriver 321EGZ

The motor cable, 2.5-meters long, is solidly connected to the screwdriver

TECHNICAL DATA EC HANDHELD SCREWDRIVER, straight design, size 27

						High Performance
MINIMAT-EC Handheld screwdriver Straight design, push-to-start	Type Part no.	321EGA27-0010 503042A	321EGA27-0018 503042B	321EGA27-0024 503042C	321EGA27-0042 503042D	321EGA27-0042-HP 503042E
MINIMAT-EC Handheld screwdriver Straight design, lever start	Type Part no.	321EGT27-0010 503043A	321EGT27-0018 503043B	321EGT27-0024 503043C	321EGT27-0042 503043D	321EGT27-0042-HP 503043E
MINIMAT-EC Handheld screwdriver In combination with feeder	Type Part no.	- -	321EGZ27-0018 503044B	321EGZ27-0024 503044C	321EGZ27-0042 503044D	321EGZ27-0042-HP 503044E
Torque tolerance for Cmk ≥ 1.67		±10%				
Torque range from to	Nm/in.lbs	0.15-1/1.33-8.85	0.4-1.8/3.54-15.9	0.4-2.4/3.54-21.2	0.7-4.2/6.2-37.2	0.7-4.2/6.2-37.2
Speed range from to	rpm	50 - 1000	100 - 1000	50 - 700	40 - 400	40 - 750
Diameter	mm/in.	30.5 / 1.2	30.5 / 1.2	30.5 / 1.2	30.5 / 1.2	30.5 / 1.2
Length	mm/in.	238 / 9.3	238 / 9.3	238 / 9.3	251 / 9.8	238 / 9.3
Weight	kg/lbs	0.58 / 1.3	0.58 / 1.3	0.58 / 1.3	0.63 / 1.4	0.58 / 1.3
Noise level	dB (A)	60	60	60	60	60
Internal hex drive with quick change chuck DIN ISO 1173		F6.3 (¼“)	F6.3 (¼“)	F6.3 (¼“)	F6.3 (¼“)	F6.3 (¼“)
Bits DIN ISO 1173		E6.3 (¼“)	E6.3 (¼“)	E6.3 (¼“)	E6.3 (¼“)	E6.3 (¼“)
Used with sequence controller		AST12-1 | AST12-1 PB | AST12-1 IE				AST12-2 | AST12-2 PB | AST12-2 IE
Required accessories: Motor cable straight design Length 2.5m|5m|8m|12m|20m		117352A | 117352B | 117352C | 117352D | 117352E				
Motor cable with angle connector Length 2.5m|5m|8m|12m|20m		117353A | 117353B | 117353C | 117353D | 117353E				
Optional accessories:						
Spring sleeve cpl., without suction		364672A *)				
Spring sleeve cpl., with suction		364672C *)				
Support ring		389775C *)				
Screwdriver adapter		4008331U				
Screwdriver adapter turnable (for 321EGZ)		401014B				
Handle (for 321EGZ)		4055451E				

*) not suitable for screwdriver 321EGZ

TECHNICAL DATA EC HANDHELD SCREWDRIVER, straight design, size 36

MINIMAT-EC Handheld screwdriver Straight design, push-to-start	Type Part no.	321EGA36-0040 503061A	321EGA36-0060 503061B	321EGA36-0090 503061C	321EGA36-0120 503061D	321EGA36-0180 503061E	321EGA36-0250 503061F
MINIMAT-EC Handheld screwdriver Straight design, lever start	Type Part no.	321EGT36-0040 503062A	321EGT36-0060 503062B	321EGT36-0090 503062C	321EGT36-0120 503062D	321EGT36-0180 503062E	321EGT36-0250 503062F
MINIMAT-EC Handheld screwdriver In combination with feeder	Type Part no.	321EGZ36-0040 503069A	321EGZ36-0060 503069B	321EGZ36-0090 503069C	321EGZ36-0120 503069D	321EGZ36-0180 503069E	- -

Torque tolerance for Cmk ≥ 1.67		±10%					
Torque range from to	Nm in.lbs	0.8 - 4 7.08 - 35.4	1 - 6 8.85 - 53.1	2 - 9 17.7 - 79.65	2 - 12 17.7 - 106.2	3 - 18 26.55 - 159.3	5 - 25 44.25 - 221.25
Speed range from to	rpm	100 - 1000	70 - 740	50 - 540	35 - 380	25 - 280	20 - 220
Diameter	mm/in.	36.5/1.42	36.5/1.42	36.5/1.42	36.5/1.42	36.5/1.42	36.5/1.42
Length	mm/in.	259/10.1	259/10.1	259/10.1	259/10.1	259/10.1	259/10.1
Weight	kg/lbs	0.84/1.85	0.84/1.85	0.84/1.85	0.84/1.85	0.89/1.96	0.89/1.96
Noise level	dB (A)	62	62	62	62	62	62
Internal hex drive with quick change chuck DIN ISO 1173		F6.3 (¼“)	F6.3 (¼“)	F6.3 (¼“)	F6.3 (¼“)	F6.3 (¼“)	F6.3 (¼“)
Bits DIN ISO 1173		E6.3 (¼“)	E6.3 (¼“)	E6.3 (¼“)	E6.3 (¼“)	E6.3 (¼“)	E6.3 (¼“)
Used with sequence controller		AST12-2 | AST12-2 PB | AST12-2 IE					
Required accessories: Motor cable straight design Length 2.5m|5m|8m|12m|20m		117352A | 117352B | 117352C | 117352D | 117352E					
Motor cable with angle connector Length 2.5m|5m|8m|12m|20m		117353A | 117353B | 117353C | 117353D | 117353E					
Optional accessories:							
Spring sleeve cpl., without suction		364672A *)					
Spring sleeve cpl., with suction		364672C *)					
Screwdriver adapter		118246B					
Screwdriver adapter turnable (for 321EGA/321EGZ)		367300D					
Handle		415795					

*) not suitable for screwdriver 321EGZ

TECHNICAL DATA EC HANDHELD SCREWDRIVER, straight design, size 36

MINIMAT-EC Handheld screwdriver Straight design, push-to-start	Type Part no.	322EGA36-0120 504011A	322EGA36-0200 504011B	322EGA36-0320 504011C	322EGA36-0500 504011D
MINIMAT-EC Handheld screwdriver Straight design, lever start	Type Part no.	322EGT36-0120 504012A	322EGT36-0200 504012B	322EGT36-0320 504012C	322EGT36-0500 504012D
Torque tolerance for Cmk ≥ 1.67		±10%			
Torque range from to	Nm in.lbs	2.4 - 12 21.24 - 106.2	4 - 20 35.4 - 177	6.4 - 32 56.64 - 283.2	10 - 50 88.5 - 442.5
Speed range from to	rpm	50 - 1000	35 - 700	25 - 450	20 - 290
Diameter	mm/in.	45/1.75	45/1.75	45/1.75	45/1.75
Length	mm/in.	400/15.6	400/15.6	430/16.77	430/16.77
Weight	kg/lbs	1.7 / 3.7	1.7 / 3.7	1.9 / 4.2	1.9 / 4.2
Noise level	dB (A)	59	59	59	59
Internal hex drive with quick change chuck DIN ISO 1173		F6.3 (¼“)	F6.3 (¼“)	F11.2 (7/16“)	F11.2 (7/16“)
Bits DIN ISO 1173		E6.3 (¼“)	E6.3 (¼“)	E11.2 (7/16“)	E11.2 (7/16“)
Used with sequence controller		AST12-3 | AST12-3 PB | AST12-3 IE			
Required accessories: Motor cable straight design Length 2.5m | 5m | 8m | 12m		125496A | 125496B | 125496C | 125496D			
Optional accessories: Spring sleeve cpl.. without suction Spring sleeve cpl.. with suction Support ring Hanging bracket Screwdriver adapter		364672A 364672C 134139A 3275961 162091			

TECHNICAL DATA EC HANDHELD SCREWDRIVER, angle head, size 27

MINIMAT-EC Handheld screwdriver Angle head, lever start External square drive DIN 3121 Bits DIN 3121 Internal square drive	Type Part no.	321EWT27-0022-E6 503046A E6.3 (¼“) G6.3 (¼“)	321EWT27-0035-E6 503046B E6.3 (¼“) G6.3 (¼“)	321EWT27-0060-E6 503046C E6.3 (¼“) G6.3 (¼“)	
MINIMAT-EC Handheld screwdriver Angle head, lever start External square drive DIN 3121 Bits DIN 3121 Internal square drive	Type Part no.	321EWT27-0022-E10 503047A E10 (3/8“) G10 (3/8“)	321EWT27-0035-E10 503047B E10 (3/8“) G10 (3/8“)	321EWT27-0060-E10 503047C E10 (3/8“) G10 (3/8“)	
MINIMAT-EC Handheld screwdriver Angle head, lever start Internal hex drive DIN ISO 1173 with quick change chuck Bits DIN ISO 1173 External hex drive	Type Part no.	321EWT27-0022-F6 503048A F6.3 (¼“) E6.3 (¼“)	321EWT27-0035-F6 503048B F6.3 (¼“) E6.3 (¼“)	321EWT27-0060-F6 503048C F6.3 (¼“) E6.3 (¼“)	**High Performance** 321EWT27-0060-HP-F6 503048D F6.3 (¼“) E6.3 (¼“)
MINIMAT-EC Handheld screwdriver Angle head, lever start Internal hex drive DIN ISO 1173 for bits Bits DIN ISO 1173 External hex drive	Type Part no.	321EWT27-0022-D6 503049A D6.3 (¼“) C6.3 (¼“)	321EWT27-0035-D6 503049B D6.3 (¼“) C6.3 (¼“)	321EWT27-0060-D6 503049C D6.3 (¼“) C6.3 (¼“)	
MINIMAT-EC Handheld screwdriver Angle head, lever start Internal hex drive DIN ISO 1173 for bits with magnet Bits DIN ISO 1173 External hex drive	Type Part no.	321EWT27-0022-DM6 503050A D6.3 (¼“) C6.3 (¼“)	321EWT27-0035-DM6 503050B D6.3 (¼“) C6.3 (¼“)	321EWT27-0060-DM6 503050C D6.3 (¼“) C6.3 (¼“)	

Torque tolerance for Cmk ≥ 1.67		±10%			
Torque range from to	Nm/in.lbs	0.4 - 2.2 / 3.5 - 19.5	0.7 - 3.5 / 6.2 - 31	1 - 6 / 8.85 - 53.1	1 - 6 / 8.85 - 53.1
Speed range from to	rpm	80 - 800	50 - 500	30 - 300	50 - 550
Diameter	mm/in.	30.5 / 1.2	30.5 / 1.2	30.5 / 1.2	30.5 / 1.2
Length	mm/in.	296 / 11.5	296 / 11.5	309 / 12.05	296 / 11.5
Weight	kg/lbs	0.75 / 1.65	0.75 / 1.65	0.8 / 1.76	0.8 / 1.76
Noise level	dB (A)	60	60	60	60
Used with sequence controller		AST12-1 | AST12-1 PB | AST12-1 IE			AST12-2 | AST12-2 PB | AST12-2 IE
Required accessories: Motor cable straight design Length 2.5m | 5m | 8m | 12m | 20m		117352A | 117352B | 117352C | 117352D | 117352E			
Motor cable with angle connector Length 2.5m | 5m | 8m | 12m | 20m		117353A | 117353B | 117353C | 117353D | 117353E			
Optional accessories: Screwdriver adapter		4008331V			

TECHNICAL DATA EC HANDHELD SCREWDRIVER, angle head, size 36

MINIMAT-EC Handheld screwdriver Angle head, lever start External square drive DIN 3121 Bits DIN 3121 Internal square drive	Type Part no.	321EWT36-0060-E6 503064A E6.3 (¼“) G6.3 (¼“)	321EWT36-0120-E6 503064B E6.3 (¼“) G6.3 (¼“)	- - - -	- - - -
MINIMAT-EC Handheld screwdriver Angle head, lever start External square drive DIN 3121 Bits DIN 3121 Internal square drive	Type Part no.	321EWT36-0060-E10 503065A E10 (3/8“) G10 (3/8“)	321EWT36-0120-E10 503065B E10 (3/8“) G10 (3/8“)	321EWT36-0180-E10 503065C E10 (3/8“) G10 (3/8“)	321EWT36-0250-E10 503065D E10 (3/8“) G10 (3/8“)
MINIMAT-EC Handheld screwdriver Angle head, lever start Internal hex drive DIN ISO 1173 with quick change chuck Bits DIN ISO 1173 External hex drive	Type Part no.	321EWT36-0060-F6 503066A F6.3 (¼“) E6.3 (¼“)	321EWT36-0120-F6 503066B F6.3 (¼“) E6.3 (¼“)	- - - -	- - - -
MINIMAT-EC Handheld screwdriver Angle head, lever start Internal hex drive DIN ISO 1173 for bits Bits DIN ISO 1173 External hex drive	Type Part no.	321EWT36-0060-D6 503067A D6.3 (¼“) C6.3 (¼“)	321EWT36-0120-D6 503067B D6.3 (¼“) C6.3 (¼“)	- - - -	- - - -
MINIMAT-EC Handheld screwdriver Angle head, lever start Internal hex drive DIN ISO 1173 for bits with magnet Bits DIN ISO 1173 External hex drive	Type Part no.	321EWT36-0060-DM6 503068A D6.3 (¼“) C6.3 (¼“)	321EWT36-0120-DM6 503068B D6.3 (¼“) C6.3 (¼“)	- - - -	- - - -

Torque tolerance for Cmk ≥ 1.67		±10%			
Torque range from to	Nm/in.lbs	1 - 6 / 8.85 - 53.1	2 - 12 / 17.7 - 106.2	3 - 18 / 26.55 - 159.3	5 - 25 / 44.25 - 221.25
Speed range from to	rpm	75 - 750	40 - 400	20 - 240	15 - 180
Diameter	mm/in.	40 / 1.56	40 / 1.56	40 / 1.56	40 / 1.56
Length	mm/in.	313 / 1.2	313 / 12.2	321 / 12.52	321 / 12.52
Weight	kg/lbs	1.1 / 2.42	1.1 / 2.42	1.2 / 2.64	1.2 / 2.64
Noise level	dB (A)	62	62	62	62
Used with sequence controller		AST12-2 | AST12-2 PB | AST12-2 IE			
Required accessories: Motor cable straight design Length 2.5m | 5m | 8m | 12m | 20m		117352A | 117352B | 117352C | 117352D | 117352E			
Motor cable with angle connector Length 2.5m | 5m | 8m | 12m | 20m		117353A | 117353B | 117353C | 117353D | 117353E			
Optional accessories:					
Screwdriver adapter		400833W			

TECHNICAL DATA EC HANDHELD SCREWDRIVER, angle head, size 36

MINIMAT-EC Handheld screwdriver Angle head, lever start	Type Part no.	322EWT36-0200-E10 504014A	322EWT36-0300-E10 504014B	322EWT36-0500-E12,5 504014C	322EWT36-0700-E12,5 504014D
External square drive DIN 3121		E10 (3/8“)	E10 (3/8“)	E12.5 (½“)	E12.5 (½“)
Bits DIN 3121 Internal square drive		G10 (3/8“)	G10 (3/8“)	G12.5 (½“)	G12.5 (½“)
Torque tolerance for Cmk ≥ 1.67		±10%			
Torque range from to	Nm/in.lbs	6-20 / 53.1-177	10-30 / 88.5-265.5	15-50 / 132.75-442.5	20-70 / 177-619.5
Speed range from to	rpm	40 - 700	30 - 450	20 - 280	20 - 170
Diameter	mm/in.	45/1.75	45/1.75	45/1.75	45/1.75
Length	mm/in.	435 / 16.97	435 / 16.97	453.5 / 17.69	453.5 / 17.69
Weight	kg/lbs	1.7 / 3.7	1.7 / 3.7	1.9 / 4.2	1.9 / 4.2
Noise level	dB (A)	69	69	69	69
Used with sequence controller		AST12-3 | AST12-3 PB | AST12-3 IE			
Required accessories: Motor cable straight design Length 2.5m | 5m | 8m | 12m		125497A |125497B | 125497C | 125497D			
Optional accessories:					
Hanging bracket		3275961			
Suspension		134241A			

TECHNICAL DATA EC HANDHELD SCREWDRIVER, pistol grip, size 27

MINIMAT-EC Handheld screwdriver Pistol grip, trigger-start	Type Part no.	321EPT27-0010 503045A	321EPT27-0024 503045B	321EPT27-0042 503045C	High Performance 321EPT27-0042-HP 503045D	High Performance 321EPT27-0080-HP 503045E
Torque tolerance for Cmk ≥ 1.67		±10%				
Torque range from to	Nm in.lbs	0.15 - 1 1.33 - 8.85	0.4 - 2.4 3.5 - 21.2	0.7 - 4.2 6.2 - 37.2	0.7 - 4.2 6.2 - 37.2	1.5 - 8 13.28 - 70.8
Speed range from to	rpm	50 - 1000	50 - 700	40 - 400	40 - 750	30 - 450
Diameter	mm/in.	29 / 1.13	29 / 1.13	29 / 1.13	29 / 1.13	29 / 1.13
Length	mm/in.	207 / 8.1	207 / 8.1	219 / 8.54	207 / 8.1	221 / 8.62
Weight	kg/lbs	0.54 / 1.3	0.54 / 1.3	0.58 / 1.3	0.54 / 1.3	0.63 / 1.4
Noise level	dB (A)	60	60	60	60	60
Internal hex drive with quick change chuck DIN ISO 1173		F6.3 (¼")	F6.3 (¼")	F6.3 (¼")	F6.3 (¼")	F6.3 (¼")
Bits DIN ISO 1173		E6.3 (¼")	E6.3 (¼")	E6.3 (¼")	E6.3 (¼")	E6.3 (¼")
Used with sequence controller		AST12-1| AST12-1 PB | AST12-1 IE			AST12-2 | AST12-2 PB | AST12-2 IE	
Required accessories: Motor cable straight design Length 2.5m | 5m | 8m | 12m | 20m		117352A |117352B | 117352C | 117352D | 117352E				
Motor cable with angle connector Length 2.5m | 5m | 8m | 12m | 20m		117353A | 117353B | 117353C | 117353D | 117353E				
Optional accessories:						
Spring sleeve cpl., without suction		364672A				
Spring sleeve cpl., with suction		364672C				
Screwdriver adapter turnable		367300A				

TECHNICAL DATA EC HANDHELD SCREWDRIVER, pistol grip, size 36

MINIMAT-EC Handheld screwdriver Pistol grip, trigger-start	Type Part no.	321EPT36-0040 503063A	321EPT36-0060 503063B	321EPT36-0120 503063C	321EPT36-0180 503063D
Torque tolerance for Cmk ≥ 1.67		±10%			
Torque range from to	Nm in.lbs	0.8 - 4 7.08 - 35.4	1 - 6 8.85 - 53.1	2 - 12 17.7 - 106.2	3 - 18 26.55 - 159.3
Speed range from to	rpm	100 - 1000	70 - 740	35 - 380	25 - 280
Diameter	mm/in.	41 / 1.6	41 / 1.6	41 / 1.6	41 / 1.6
Length	mm/in.	235 / 9.2	235 / 9.2	235 / 9.2	235 / 9.2
Weight	kg/lbs	1 / 2.2	1 / 2.2	1 / 2.2	1.05 / 2.31
Noise level	dB (A)	62	62	62	62
Internal hex drive with quick change chuck DIN ISO 1173		F6.3 (¼“)	F6.3 (¼“)	F6.3 (¼“)	F6.3 (¼“)
Bits DIN ISO 1173		E6.3 (¼“)	E6.3 (¼“)	E6.3 (¼“)	E6.3 (¼“)
Used with sequence controller		AST12-2 | AST12-2 PB | AST12-2 IE			
Required accessories: Motor cable straight design Length 2.5m | 5m | 8m | 12m | 20m		117352A | 117352B | 117352C | 117352D | 117352E			
Motor cable with angle connector Length 2.5m | 5m | 8m | 12m | 20m		117353A | 117353B | 117353C | 117353D | 117353E			
Optional accessories:					
Spring sleeve cpl., without suction		364672A			
Spring sleeve cpl., with suction		364672C			
Screwdriver adapter turnable		367300F			
Handle		4109711			

TECHNICAL DATA EC SPINDLE SCREWDRIVER, straight design, size19

MICROMAT-EC Spindle screwdriver Straight design	Type Part no.	321E19-0002 503020A	321E19-0005 503020B	321E19-0008 503020C
Torque tolerance for Cmk ≥ 1.67		±10%		
Torque range from to	Nm/in.lbs	0.03 - 0.2 / 0.26 - 1.77	0.08 - 0.5 / 0.7 - 4.4	0.15 - 0.8 / 1.33 - 7.1
Speed range from to	rpm	150 - 1500	60 - 1200	100 - 1000
Diameter	mm/in.	19 / 0.74	19 / 0.74	19 / 0.74
Length	mm/in.	188 / 7.33	194 / 7.57	194 / 7.57
Weight	kg/lbs	0.25 / 0.55	0.25 / 0.55	0.25 / 0.55
Noise level	dB (A)	60	60	60
Bit drive with quick change chuck		4 mm half moon	4 mm half moon	4 mm half moon
Bits		4 mm half moon	4 mm half moon	4 mm half moon
Used with sequence controller		AST12-1 | AST12-1 PB | AST12-1 IE		
Required accessories: Motor cable straight design	Length 2.5m|5m|8m|12m|20m	117352A | 117352B | 117352C | 117352D | 117352E		
Motor cable with angle connector	Length 2.5m|5m|8m|12m|20m	117353A | 117353B | 117353C | 117353D | 117353E		
Optional accessories:				
Depth control digital		909052C		
Depth control analog 10 mm		908838C plus amplifier 813712		
Screwdriver adapter		9082432A		

Further information on installation as well as CAD models can be found in the download area on our website www.deprag.com.

TECHNICAL DATA EC SPINDLE SCREWDRIVER, straight design, size 22 and 27

MINIMAT-EC Spindle screwdriver Straight design	Type Part no.	321E22-00120 503030A	321E22-00200 503030B	321E27-0010 503040A	321E27-0018 503040B	321E27-0024 503040C	321E27-0042 503040D
Torque tolerance for Cmk ≥ 1.67		±10%					
Torque range from to	Nm/in.lbs	0.18-1.2/1.6-10.6	0.4-2/3.54-17.7	0.15-1/1.33-8.85	0.4-1.8/3.54-15.9	0.4-2.4/3.54-21.2	0.7-4.2/6.2-37.2
Speed range from to	rpm	50 - 900	30 - 550	50 - 1000	100 - 1000	50 - 700	40 - 400
Diameter	mm/in.	22/0.86	22/0.86	27/1.05	27/1.05	27/1.05	27/1.05
Length	mm/in.	220/8.6	220/8.6	237/9.2	237/9.2	237/9.2	249/9.66
Weight	kg/lbs	0.55/1.21	0.55/1.21	0.66/1.45	0.75/1.65	0.75/1.65	0.75/1.65
Noise level	dB (A)	60	60	60	60	60	60
Internal hex drive with quick change chuck DIN ISO 1173		F6.3 (¼“)	F6.3 (¼“)	F6.3 (¼“)	F6.3 (¼“)	F6.3 (¼“)	F6.3 (¼“)
Bits DIN ISO 1173		E6.3 (¼“)	E6.3 (¼“)	E6.3 (¼“)	E6.3 (¼“)	E6.3 (¼“)	E6.3 (¼“)
Used with sequence controller		AST12-1 | AST12-1 PB | AST12-1 IE					
Required accessories: Motor cable straight design	Length 2.5m|5m|8m|12m|20m	117352A | 117352B | 117352C | 117352D | 117352E					
Motor cable with angle connector	Length 2.5m|5m|8m|12m|20m	117353A | 117353B | 117353C | 117353D | 117353E					
Optional accessories:							
Depth control digital		909052E		909052D			
Depth control analog 10 mm		908838I plus amplifier 813712		908838E plus amplifier 813712			
Screwdriver adapter		90824310A		9082434A			

MINIMAT-EC Spindle screwdriver Straight design	Type Part no.	**High Performance** 321E27-0042-HP 503040E	**High Performance** 321E27-0080-HP 503040F
Torque tolerance for Cmk ≥ 1.67		±10%	
Torque range from to	Nm/in.lbs	0.7 - 4.2 / 6.2 - 37.2	1.5 - 8 / 13.28 - 70.8
Speed range from to	rpm	40 - 750	30 - 450
Diameter	mm/in.	27 / 1.05	27 / 1.05
Length	mm/in.	237 / 9.24	251 / 9.79
Weight	kg/lbs	0.75 / 1.65	0.8 / 1.76
Noise level	dB (A)	60	60
Internal hex drive with quick change chuck DIN ISO 1173		F6.3 (¼“)	F6.3 (¼“)
Bits DIN ISO 1173		E6.3 (¼“)	E6.3 (¼“)
Used with sequence controller		AST12-2 | AST12-2 PB | AST12-2 IE	
Required accessories: Motor cable straight design	Length 2.5m|5m|8m|12m|20m	117352A | 117352B | 117352C | 117352D | 117352E	
Motor cable with angle connector	Length 2.5m|5m|8m|12m|20m	117353A | 117353B | 117353C | 117353D | 117353E	
Optional accessories:			
Depth control digital		909052D	
Depth control analog 10 mm		908838E plus amplifier 813712	
Screwdriver adapter		9082434A	

Further information on installation as well as CAD models can be found in the download area on our website www.deprag.com.

TECHNICAL DATA EC SPINDLE SCREWDRIVER, straight design, size 36

MINIMAT-EC Spindle screwdriver Straight design	Type Part no.	321E36-0040 503060A	321E36-0060 503060B	321E36-0090 503060C	321E36-0120 503060D	321E36-0180 503060E	321E36-0250 503060F
Torque tolerance for Cmk ≥ 1.67		±10%					
Torque range from to	Nm in.lbs	0.8 - 4 7.08 - 35.4	1 - 6 8.85 - 53.1	2 - 9 17.7 - 79.65	2 - 12 17.7 - 106.2	3 - 18 26.55 - 159.3	5 - 25 44.25 - 221.25
Speed range from to	rpm	100 - 1000	70 - 740	50 - 540	35 - 380	25 - 280	20 - 220
Diameter	mm/in.	36/1.4	36/1.4	36/1.4	36/1.4	36/1.4	36/1.4
Length	mm/in.	284/11.08	284/11.08	284/11.08	284/11.08	284/11.08	284/11.08
Weight	kg/lbs	1.4/3.1	1.4/3.1	1.4/3.1	1.4/3.1	1.4/3.1	1.4/3.1
Noise level	dB (A)	60	60	60	60	60	60
Internal hex drive with quick change chuck DIN ISO 1173		F6.3 (¼“)	F6.3 (¼“)	F6.3 (¼“)	F6.3 (¼“)	F6.3 (¼“)	F6.3 (¼“)
Bits DIN ISO 1173		E6.3 (¼“)	E6.3 (¼“)	E6.3 (¼“)	E6.3 (¼“)	E6.3 (¼“)	E6.3 (¼“)
Used with sequence controller		AST12-2 | AST12-2 PB | AST12-2 IE					
Required accessories: Motor cable straight design	Length 2.5m|5m|8m|12m|20m	117352A | 117352B | 117352C | 117352D | 117352E					
Motor cable with angle connector	Length 2.5m|5m|8m|12m|20m	117353A | 117353B | 117353C | 117353D | 117353E					
Optional accessories:							
Depth control digital		941177I					
Depth control analog 10 mm		908838D plus amplifiier 813712					
Screwdriver adapter		9082435A					



Further information on installation as well as CAD models can be found in the download area on our website www.deprag.com.

TECHNICAL DATA EC SPINDLE SCREWDRIVER, straight design, size 36

MINIMAT-EC Spindle screwdriver Straight design	Type Part no.	322E36-0120 504010A	322E36-0200 504010B	322E36-0320 504010C	322E36-0500 504010D
Torque tolerance for Cmk ≥ 1.67		±10%			
Torque range from to	Nm/in.lbs	2.4 - 12 / 21.2-106.2	4 - 20 / 35.4-177	6.4 - 32 / 56.6-283.2	10 - 50 / 88.5 - 442.5
Speed range from to	rpm	50 - 1000	35 - 700	25 - 450	20 - 290
Diameter	mm/in.	36/1.4	36/1.4	36/1.4	36/1.4
Length	mm/in.	387.5 / 15.1	387.5 / 15.1	390 / 15.2	390 / 15.2
Weight	kg/lbs	2.3 / 5.1	2.3 / 5.1	2.5 / 5.5	2.5 / 5.5
Noise level	dB (A)	59	59	59	59
Internal hex drive with quick change chuck DIN ISO 1173		F6.3 (¼“)	F6.3 (¼“)	F11.2 (7/16“)	F11.2 (7/16“)
Bits DIN ISO 1173		E6.3 (¼“)	E6.3 (¼“)	E11.2 (7/16“)	E11.2 (7/16“)
Used with sequence controller		AST12-3 | AST12-3 PB | AST12-3 IE			
Required accessories: Motor cable straight design Length 2.5m | 5m | 8m | 12m		125495A | 125495B | 125495C | 125495D			
Optional accessories:					
Depth control digital		941177I			
Depth control analog 10 mm		908838D plus amplifier 813712			
Screwdriver adapter		9082435C			



Further information on installation as well as CAD models can be found in the download area on our website www.deprag.com.

TECHNICAL DATA EC SPINDLE SCREWDRIVER, angle head, size 36

MINIMAT-EC Spindle screwdriver Angle head External square drive DIN 3121 Bits DIN 3121 Internal square drive	Type Part no.	322EW36-0200-F10 504013A F10 (3/8“) G10 (3/8“)	322EW36-0300-F10 504013B F10 (3/8“) G10 (3/8“)	322EW36-0500-F12,5 504013C F12,5 (½“) G12,5 (½“)	322EW36-0700-F12,5 504013D F12,5 (½“) G12,5 (½“)
Torque tolerance for Cmk ≥ 1.67		±10%			
Torque range from to	Nm/in.lbs	6 - 20 / 53.1-177	10 - 30 / 88.5-265.5	15 - 50 / 132.8-442.5	20 - 70 / 177-619.5
Speed range from to	rpm	40 - 700	30 - 450	20 - 280	20 - 170
Diameter	mm/in.	36/1.4	36/1.4	36/1.4	36/1.4
Length	mm/in.	500 / 19.5	500 / 19.5	500 / 19.5	500 / 19.5
Weight	kg/lbs	3.8 / 8.4	3.8 / 8.4	4.1 / 9	4.1 / 9
Noise level	dB (A)	69	69	69	69
Used with sequence controller		AST12-3 | AST12-3 PB | AST12-3 IE			
Required accessories: Motor cable straight design Length 2.5m | 5m | 8m | 12m The cable connection can be rotated 330°.		125495A | 125495B | 125495C | 125495D			
Optional accessories:					
Depth control digital Depth control analog 10 mm		941177I 908838D plus amplifier 813712			

Further information on installation as well as CAD models can be found in the download area on our website www.deprag.com.

OPTIONALLY AVAILABLE SOFTWARE SOLUTIONS

DEPRAG Cockpit Cloud 1 month | device license	Part no.	19900	**DEPRAG Cockpit Cloud** (integrated in myDEPRAG). Use the advantages of Cockpit Cloud now exclusively via myDEPRAG.
DEPRAG Cockpit Cloud 12 months | device license	Part no.	19901	
DEPRAG Cockpit Cloud 1 month autorenew | device licenses	Part no.	19910	
DEPRAG Cockpit Cloud 12 months autorenew | device licenses	Part no.	19911	
DEPRAG Cockpit Cloud 1TB 1 month autorenew | storage space license	Part no.	19921	
DEPRAG Cockpit Cockpit Cloud 1TB 12 months autorenew | storage space licenses	Part no.	19922	
DEPRAG Cockpit Cloud 1TB 1 month | storage space license	Part no.	19923	
DEPRAG Cockpit Cloud 1TB 12 months | storage space licenses	Part no.	19924	
DEPRAG Cockpit On Premise 1 | Activation code	Part no.	19930	
DEPRAG Cockpit On Premise 5 | Activation code	Part no.	19932	
DEPRAG Cockpit On Premise 10 | Activation code	Part no.	19933	
DEPRAG Cockpit On Premise 20 | Activation code	Part no.	19934	
DEPRAG Cockpit On Premise 50 | Activation code	Part no.	19935	
Cockpit Programming Samples	Part no.	166217	
DEPRAG Graph Viewer | Activation code	Part no.	128901	
TIA Link | Activation code	Part no.	135839	
TwinCAT Link | Activation code	Part no.	140996	
Clamp Force Control (seating point detection) | Activation code	Part no.	142961	
Clamp Force Control duration 30 days) | Activation code	Part no.	165988	
Friction dependent torque screw assembly | Activation code	Part no.	142959	
Software update one-time | Activation code	Part no.	142966	
Software update annual license | Activation code	Part no.	142965	
Visualisation of the process | Activation code	Part no.	144248	
DEPRAG Operator Guidance | Activation code	Part no.	146536	
Safety & Change tracking | Activation code	Part no.	144251	
Industry 4.0 interfaces | Activation code	Part no.	142962	
DEPRAG Universal Robots Link | Activation code	Part no.	164982	
DEPRAG ABB Link | Activation code	Part no.	208936	
Process Control | Activation code	Part no.	179966	
Process Control (duration 30 days) | Activation code	Part no.	179972	
Allen-Bradley Link | Activation code	Part no.	190928	

DEPRAG GraphViewer Cloud (integrated in myDEPRAG - separate licensing as individual software is no longer necessary).
Use the advantages of GraphViewer Cloud now exclusively via myDEPRAG. To use it, you only need one Gold license per user.

Further details on the software products can be found in our catalogue D3900E.

FURTHER OPTIONALLY AVAILABLE ACCESSORIES

Motor cable extension	**suitable for series 321EGx22-.. and 326EGx22-..**
Length 2.5 m	127859A
Length 5.5 m	127859B
Length 9.5 m	127859C

The total length including the motor cable extension must not exceed 12 meters.

Toolbox	**Type** Part no.	**TB 7** 398097B
Technical data:		
Tool holders		7
Tool size		up to Ø 24 mm/0.9 in. (AF 19)
Voltage		DC 24 Volt
Amperage		100 mA
Input/output interface		SUB-D 15-pin connector
Start signal		4-pin connector
Dimensions (WxHxD)		225x50x120 mm / 8.8x1.9x4.7 in.
Weight		1.2 kg / 2.6 lbs.
Required: connection cable AST12-TB 7		385451C

Suitable screwdriver adaptors can be found in product catalogue D3345E.

DEPRAG SCHULZ GMBH u. CO. KG
P.O. Box 1352 | D-92203 Amberg
Carl-Schulz-Platz 1 | D-92224 Amberg
Phone: +49 9621 371-0 | Fax: +49 9621 371-120
www.deprag.com | info@deprag.de

CERTIFIED AS PER DIN EN ISO 9001

© DEPRAG. All rights and technical alterations reserved – Fri | D3000E 05.2025